

**VILLAGE OF DOWNERS GROVE
REPORT FOR THE VILLAGE COUNCIL WORKSHOP
MARCH 15, 2011 AGENDA**

SUBJECT:	TYPE:	SUBMITTED BY:
Hydrant Flow Testing	Resolution Ordinance ✓ Motion Discussion Only	Nan Newlon, P.E. Director of Public Works

SYNOPSIS

A motion is requested authorizing the execution of a contract for hydrant flow testing services in the amount of \$42,750 with M.E. Simpson Co., Inc. of Valparaiso, Indiana.

STRATEGIC PLAN ALIGNMENT

The goals for 2011-2018 include *Top Quality Infrastructure*.

FISCAL IMPACT

The adopted FY11 Water Fund budget provides \$43,000 for hydrant flow testing services.

RECOMMENDATION

Approval on the March 15, 2011 consent agenda.

BACKGROUND

This program involves utilizing a technical service provider to conduct inspection activities and flow testing for 950 of the Village's 2,600 fire hydrants. According to American Water Works Association (AWWA) standards, "To ensure that a hydrant will work correctly when it is needed, a periodic testing and maintenance program must be followed. All hydrants should be inspected regularly, at least once a year, to ensure their satisfactory operation."

This work also provides the necessary data to color code fire hydrants or hydrant markers using standardized colors in accordance with National Fire Protection Association (NFPA) standards for available fire flow. This allows the Fire Department, or any responding mutual aid department, to quickly identify how to use the available hydrant and how much water is anticipated to be available.

A Request for Proposals (RFP) seeking services from a qualified vendor to provide the hydrant flow testing program was issued in February. The RFP was published in accordance with established procurement procedures. Two proposals were received with pricing summarized in the table below.

Vendor	Cost Proposal	Cost Per Hydrant
M.E. Simpson Co., Inc., Valparaiso, Indiana	\$42,750	\$45
R&M Service Solutions LLC, Trilby, Florida	\$52,250	\$55

Proposals were evaluated based upon the vendor's general approach and plans to meet the requirements of the RFP, the experience and qualifications of the vendor and personnel assigned to the project, and the vendor's current and past performance on projects of similar scope and size, and the costs proposed by the vendor to perform the requirements on the RFP. Based on this review, staff believes the proposal

submitted by M.E. Simpson best meets the needs of the Village. They have been performing this work for several area communities such as Orland Park, Westmont, LaGrange Park and Glencoe for several years and have produced accurate results. M.E. Simpson completed the hydrant flow testing program for the Village in 2010 at a unit price of \$45 per hydrant.

ATTACHMENTS

Contract Documents

Contractor Evaluation Form

February 8, 2011

Ms. Theresa H. Tarka
Purchasing Assistant
Village of Downers Grove
801 Burlington Avenue
Downers Grove, IL 60515

Dear Ms. Tarka,

M.E. Simpson Co., Inc. is pleased to present our response for the request to propose on RFP-0-5-2011/TT "**Hydrant Flow Testing**" for the **Village of Downers Grove, Illinois**.

M.E. Simpson Co., Inc. is a **Technical Services** firm dedicated to developing and providing programs and services designed to maximize peak performance for our clients' water distribution and wastewater collection systems. Many of these programs are universally recognized as a part of "Best Management Practices" (BMP's) for utilities. We provide our clients the highest quality Technical and Professional Services, with highly skilled and trained professionals using state-of-the-art technologies.

These services were developed and refined to provide Utilities with programs that can be customized to meet their needs. From complete "Turn-Key" services to assisting with the development of "In-House" programs utilized by a utility, M.E. Simpson Co., Inc. provides our services to our clients knowing that the public has the implicit faith that "*the water is always safe to drink*".

This **Proposal** is being submitted as follows:

- ◆ **Required Documents**
- ◆ **Firm History**
- ◆ **Related Project Experience, References**
- ◆ **Employee Qualifications, Project Staffing**
- ◆ **Project Understanding and Approach**
- ◆ **Scope of Services, Proposed Schedule**
- ◆ **Proposal Fee**
- ◆ **Hydrant Flow Test Report Examples**

We thank you for your consideration and this opportunity to acquaint you with our **Fire Hydrant Flow Testing Services** and offer this proposal. If there are any inquiries regarding this proposal, please do not hesitate to contact us. We look forward to hearing from you soon.


Sincerely yours,



John H. Van Arsdel
Vice President
JHV/jph

1	Required Documents
2	Firm History
3	Related Project Experience, Project Staffing
4	Employee Qualifications, Project Staffing
5	Project Understanding & Approach
6	Scope of Work, Proposed Schedule
7	Proposal Fee
8	Fire Hydrant Flow Testing Report Examples

Village of Downers Grove



REQUEST FOR PROPOSAL

Name of Proposing Company: M.E. Simpson Co., Inc.

Project Name: Hydrant Flow Testing

Proposal No.: RFP-0-5-2011/TT

Proposal Due: February 8, 2011, 2:30 p.m.

Village Hall 801 Burlington Ave. Downers Grove, IL. 60515

Pre-Proposal Conference:

Required of All Proposers:

Deposit: No

Letter of Capability of Acquiring Performance Bond: No

Required of Awarded Contractor:

Performance Bond/Letter of Credit: No

Certificate of Insurance: Yes

Legal Advertisement Published: January 25, 2011

Date Issued: January 25, 2011

This document consists of 33 pages.

Return original and two duplicate copies of proposal in a sealed envelope marked with the Proposal Number as noted above to:

THERESA H. TARKA
PURCHASING ASSISTANT
VILLAGE OF DOWNERS GROVE
801 BURLINGTON AVENUE
DOWNERS GROVE, IL 60515
PHONE: 630/434-5530
FAX: 630/434-5571
www.downers.us

Village of Downers Grove

The VILLAGE OF DOWNERS GROVE will receive proposals Monday thru Friday, 8:00 A.M. to 5:00 P.M. at the Village Hall, 801 Burlington Avenue, Downers Grove, IL 60515.

SPECIFICATIONS MUST BE MET AT THE TIME THE PROPOSAL IS DUE.

The Village Council reserves the right to accept or reject any and all proposals, to waive technicalities and to accept or reject any item of any proposal.

The documents constituting component parts of this contract are the following:

- I. REQUEST FOR PROPOSALS
- II. TERMS & CONDITIONS
- III. DETAILED SPECIFICATIONS
- IV. PROPOSAL/CONTRACT FORM

DO NOT DETACH ANY PORTION OF THIS DOCUMENT. INVALIDATION COULD RESULT. Proposers MUST submit an original, and 2 additional paper copies of the total proposal. Upon formal award of the proposal, the successful Proposer will receive a copy of the executed contract.

I. REQUEST FOR PROPOSALS

1. GENERAL

- 1.1 Notice is hereby given that Village of Downers Grove will receive sealed proposals up to **February 8, 2011, 2:30 p.m.**
- 1.2 Proposals must be received at the Village of Downers Grove by the time and date specified. Proposals received after the specified time and date will not be accepted and will be returned unopened to the Proposer.
- 1.3 Proposal forms shall be sent to the Village of Downers Grove, ATTN: **Theresa Tarka**, in a sealed envelope marked "SEALED PROPOSAL". The envelope shall be marked with the name of the project, date, and time set for receipt of proposals.
- 1.4 All proposals must be submitted on the forms supplied by the Village and signed by a proper official of the company submitting proposal. Telephone, email and fax proposals will not be accepted.
- 1.5 By submitting this proposal, the proposer certifies under penalty of perjury that they have not acted in collusion with any other proposer or potential Proposer.

2. PREPARATION OF PROPOSAL

- 2.1 It is the responsibility of the proposer to carefully examine the specifications and proposal documents and to be familiar with all of the requirements, stipulations, provisions, and conditions surrounding the proposed services.
- 2.2 No oral or telephone interpretations of specifications shall be binding upon the Village. All requests for interpretations or clarifications shall be made in writing and received by the Village at least five (5) business days prior to the date set for receipt of proposals. All changes or interpretations of the specifications shall be made by the Village in a written addendum to our proposer's of record.
- 2.3 In case of error in the extension of prices in the proposal, the hourly rate or unit price will govern. In case of discrepancy in the price between the written and numerical amounts, the written amount will govern.
- 2.4 All costs incurred in the preparation, submission, and/or presentation of any proposal including any proposer's travel or personal expenses shall be the sole responsibility of the proposer and will not be reimbursed by the Village.
- 2.5 The proposer hereby affirms and states that the prices quoted herein constitute the total cost to the Village for all work involved in the respective items and that this cost also includes all insurance, royalties, transportation charges, use of all tools and equipment, superintendence, overhead expense, all profits and all other work, services and conditions necessarily involved in the work to be done and materials to be furnished in accordance with the requirements of the Contract Documents considered severally and collectively.

Village of Downers Grove

3. PRE-PROPOSAL CONFERENCE

- 3.1 A pre-proposal conference may be offered to provide additional information, inspection or review of current facilities or equipment, and to provide an open forum for questions from proposers. This pre-proposal conference is not mandatory (unless stated "Required" on the cover of this document), but attendance by proposers is strongly advised as this will be the last opportunity to ask questions concerning the proposal.
- 3.2 For those unable to attend the meeting, questions may be posed in writing to the Village (faxed and emailed questions are acceptable), but must be received by the Village prior to the scheduled time for the pre-proposal conference. Questions received will be considered at the conference. An addendum may be issued as a result of the pre-proposal conference. Such an addendum is subject to the provisions for issuance of an addendum as set forth in the section titled "Addenda".

4. MODIFICATION OR WITHDRAWAL OF PROPOSALS

- 4.1 A Proposal that is in the possession of the Village may be altered by a letter bearing the signature or name of person authorized for submitting a proposal, provided that it is received prior to the time and date set for the bid opening. Telephone, email or verbal alterations of a proposal will not be accepted.
- 4.2 A Proposal that is in the possession of the Village may be withdrawn by the proposer, up to the time set for the proposal opening, by a letter bearing the signature or name of person authorized for submitting proposals. Proposals may not be withdrawn after the proposal opening and shall remain valid for a period of ninety (90) days from the date set for the proposal opening, unless otherwise specified.

5. SECURITY FOR PERFORMANCE

- 5.1 The awarded contractor, within thirteen (13) calendar days after acceptance of the proposer's proposal by the Village, shall furnish security for performance acceptable to the Village when required under the documents. Such security shall be either a satisfactory performance bond (bonding company must be licensed to do business in Illinois) or a letter of credit on the form provided by the Village and available from the Village's Purchasing Manager. Any bond shall include a provision as will guarantee faithful performance of the Illinois Prevailing Wage Act, 820 ILCS 130/1 et seq. **NOTE: As evidence of capability to provide such security for performance, each proposer shall submit with the proposal either a letter executed by its surety company indicating the proposer's performance bonding capability, or a letter from a bank or savings and loan within twenty-five miles of the corporate boundaries of the Village indicating its willingness and intent to provide a letter of credit for the proposer.**

6. DELIVERY

- 6.1 All proposal prices are to be quoted, delivered F.O.B. Village of Downers Grove, 801 Burlington, Downers Grove, IL 60515.

Village of Downers Grove

7. TAX EXEMPTION

- 7.1 The Village is exempt from Illinois sales or use tax for direct purchases of materials and supplies. A copy of the Illinois Sales Tax Exemption Form will be issued upon request. Our federal identification will also be provided to selected vendor.

8. RESERVED RIGHTS

- 8.1 The Village of Downers Grove reserves the exclusive right to waive sections, technicalities, irregularities and informalities and to accept or reject any and all proposals and to disapprove of any and all subcontractors as may be in the best interest of the Village. Time and date requirements for receipt of proposal will not be waived.

II. TERMS AND CONDITIONS

9. VILLAGE ORDINANCES

- 9.1 The successful proposer will strictly comply with all ordinances of the Village of Downers Grove and laws of the State of Illinois.

10. USE OF VILLAGE'S NAME

- 10.1 The proposer is specifically denied the right of using in any form or medium the name of the Village for public advertising unless express permission is granted by the Village.

11. SPECIAL HANDLING

- 11.1 Prior to delivery of any product which is caustic, corrosive, flammable or dangerous to handle, the Proposer will provide written directions as to methods of handling such products, as well as the antidote or neutralizing material required for its first aid before delivery. Proposer shall also notify the Village and provide material safety data sheets for all substances used in connection with this contract which are defined as toxic under the Illinois Toxic Substances Disclosure to Employees Act.

12. INDEMNITY AND HOLD HARMLESS AGREEMENT

- 12.1 To the fullest extent permitted by law, the Proposer shall indemnify, keep and save harmless the Village and its agents, officers, and employees, against all injuries, deaths, losses, damages, claims, suits, liabilities, judgments, costs and expenses, which may arise directly or indirectly from any negligence or from the reckless or willful misconduct of the Proposer, its employees, or its subcontractors, and the Proposer, its employees, or its subcontractors, and the Proposer shall at its own expense, appear, defend and pay all charges of attorneys and all costs and other expenses arising therefrom or incurred in connection therewith, and, if any judgment shall be rendered against the Village in any such action, the Proposer shall, at its own expense, satisfy and discharge the same. This Agreement shall not be construed as requiring the Proposer to indemnify the Village for its own negligence. The Proposer shall indemnify, keep and save harmless the Village only where a loss was caused by the negligent, willful or reckless acts or omissions of the Proposer, its employees, or its Subcontractors.

13. NONDISCRIMINATION

- 13.1 Proposer shall, as a party to a public contract:

Village of Downers Grove

- (a) Refrain from unlawful discrimination in employment and undertake affirmative action to assure equality of employment opportunity and eliminate the effects of past discrimination;
 - (b) By submission of this proposal, the Proposer certifies that he is an "equal opportunity employer" as defined by Section 2000(e) of Chapter 21, Title 42, U.S. Code Annotated and Executive Orders #11246 and #11375, which are incorporated herein by reference. The Equal Opportunity clause, Section 6.1 of the Rules and Regulations of the Department of Human Rights of the State of Illinois, is a material part of any contract awarded on the basis of this proposal.
- 13.2 It is unlawful to discriminate on the basis of race, color, sex, national origin, ancestry, age, marital status, physical or mental handicap or unfavorable discharge for military service. Proposer shall comply with standards set forth in Title VII of the Civil Rights Act of 1964, 42 U.S.C. Secs. 2000 et seq., The Human Rights Act of the State of Illinois, 775 ILCS 5/1-101 et. seq., and The Americans With Disabilities Act, 42 U.S.C. Secs. 12101 et. seq.

14. SEXUAL HARASSMENT POLICY

- 14.1 The proposer, as a party to a public contract, shall have a written sexual harassment policy that:
- 14.1.1 Notes the illegality of sexual harassment;
 - 14.1.2 Sets forth the State law definition of sexual harassment;
 - 14.1.3 Describes sexual harassment utilizing examples;
 - 14.1.4 Describes the Proposer's internal complaint process including penalties;
 - 14.1.5 Describes the legal recourse, investigative and complaint process available through the Illinois Department of Human Rights and the Human Rights Commission and how to contact these entities; and
 - 14.1.6 Describes the protection against retaliation afforded under the Illinois Human Rights Act.

15. EQUAL EMPLOYMENT OPPORTUNITY

- 15.1 In the event of the Proposer's non-compliance with the provisions of this Equal Employment Opportunity Clause, the Illinois Human Rights Act or the Rules and Regulations of the Illinois Department of Human Rights ("Department"), the Proposer may be declared ineligible for future contracts or subcontracts with the State of Illinois or any of its political subdivisions or municipal corporations, and the contract may be canceled or voided in whole or in part, and such other sanctions or penalties may be imposed or remedies invoked as provided by statute or regulation. During the performance of this contract, the Proposer agrees as follows:
- 15.1.1 That it will not discriminate against any employee or applicant for employment because of race, color, religion, sex, marital status, national origin or ancestry, age, physical or mental handicap unrelated to ability, sexual orientation, sexual

Village of Downers Grove

identity or an unfavorable discharge from military service; and further that it will examine all job classifications to determine if minority persons or women are underutilized and will take appropriate affirmative action to rectify any such underutilization.

- 15.1.2 That, if it hires additional employees in order to perform this contract or any portion thereof, it will determine the availability (in accordance with the Department's Rules and Regulations) of minorities and women in the area(s) from which it may reasonably recruit and it will hire for each job classification for which employees are hired in such a way that minorities and women are not underutilized.
- 15.1.3 That, in all solicitations or advertisements for employees placed by it or on its behalf, it will state that all applicants will be afforded equal opportunity without discrimination because of race, color, religion, sex, marital status, national origin or ancestry, age, physical or mental handicap unrelated to ability, or an unfavorable discharge from military services.
- 15.1.4 That it will send to each labor organization or representative of workers with which it has or is bound by a collective bargaining or other agreement or understanding, a notice advising such labor organization or representative of the Proposer's obligations under the Illinois Human Rights Act and the Department's Rules and Regulations. If any such labor organization or representative fails or refuses to cooperate with the Proposer in its efforts to comply with such Act and Rules and Regulations, the Proposer will promptly so notify the Department and the contracting agency and will recruit employees from other sources when necessary to fulfill its obligations thereunder.
- 15.1.5 That it will submit reports as required by the Department's Rules and Regulations, furnish all relevant information as may from time to time be requested by the Department or the contracting agency, and in all respects comply with the Illinois Human Rights Act and the Department's Rules and Regulations.
- 15.1.6 That it will permit access to all relevant books, records, accounts and work sites by personnel of the contracting agency and the Department for purpose of investigation to ascertain compliance with the Illinois Human Rights Act and the Department's Rules and Regulations.
- 15.1.7 That it will include verbatim or by reference the provisions of this clause in every subcontract it awards under which any portion of the contract obligations are undertaken or assumed, so that such provisions will be binding upon such subcontractor. In the same manner as with other provisions of this contract, the Proposer will be liable for compliance with applicable provisions of this clause by such subcontractors; and further it will promptly notify the contracting agency and the Department in the event any subcontractor fails or refuses to comply therewith. In addition, the Proposer will not utilize any subcontractor declared by

Village of Downers Grove

the Illinois Human Rights Commission to be ineligible for contracts or subcontracts with the State of Illinois or any of its political subdivision or municipal corporations.

16. DRUG FREE WORK PLACE

Proposer, as a party to a public contract, certifies and agrees that it will provide a drug free workplace by:

- 16.1 Publishing a statement: (1) Notifying employees that the unlawful manufacture, distribution, dispensation, possession or use of a controlled substance, including cannabis, is prohibited in the Village's or proposer's workplace. (2) Specifying the actions that will be taken against employees for violations of such prohibition. (3) Notifying the employee that, as a condition of employment on such contract or grant, the employee will: (A) abide by the terms of the statement; and (B) notify the employer of any criminal drug statute conviction for a violation occurring in the workplace no later than five (5) days after such conviction.
- 16.2 Establishing a drug free awareness program to inform employee's about: (1) the dangers of drug abuse in the workplace; (2) the Village's or proposer's policy of maintaining a drug free workplace; (3) any available drug counseling, rehabilitation and employee assistance programs; (4) the penalties that may be imposed upon employees for drug violations.
- 16.3 Providing a copy of the statement required above to each employee engaged in the performance of the contract or grant and to post the statement in a prominent place in the workplace.
- 16.4 Notifying the contracting or granting agency within ten (10) days after receiving notice of any criminal drug statute conviction for a violation occurring in the workplace no later than five (5) days after such conviction from an employee or otherwise receiving actual notice of such conviction.
- 16.5 Imposing a sanction on, or requiring the satisfactory participation in a drug abuse assistance or rehabilitation program by any employee who is so convicted as required by section 5 of the Drug Free Workplace Act.
- 16.6 Assisting employees in selecting a course of action in the event drug counseling, treatment and rehabilitation is required and indicating that a trained referral team is in place.
- 16.7 Making a good faith effort to continue to maintain a drug free workplace through implementation of the Drug Free Workplace Act.

17. SUBSTANCE ABUSE PREVENTION ON PUBLIC WORKS PROJECTS ACT

- 17.1 In the event this is a public works project as defined under the Prevailing Wage Act, 820 ILCS 130/2, Proposer agrees to comply with the Substance Abuse Prevention on Public

Village of Downers Grove

Works Projects Act , 820 ILCS 265/1 *et seq* ,and further agrees that all of its subcontractors shall comply with such Act.. As required by the Act, Proposer agrees that it will file with the Village prior to commencing work its written substance abuse prevention program and/or that of its subcontractor(s) which meet or exceed the requirements of the Act.

18. PREVAILING WAGE ACT

- 18.1 Proposer agrees to comply with the Illinois Prevailing Wage Act, 820 ILCS 130/1 *et seq.*, for all work completed under this contract. Proposer agrees to pay the prevailing wage and require that all of its subcontractors pay prevailing wage to any laborers, workers or mechanics who perform work pursuant to this contract or related subcontract. For applicable rates, go to the State of Illinois – Department of Labor website and use the most current DuPage County rate.
- 18.2 Proposer and each subcontractor shall keep or cause to be kept an accurate record of names, occupations and actual wages paid to each laborer, workman and mechanic employed by the Proposer in connection with the contract. This record shall be open to inspection at all reasonable hours by any representative of the Village or the Illinois Department of labor and must be preserved for four (4) years following completion of the contract.
- 18.3 In the event this is a contract for a public works project, as defined in 820 ILCS 130/2, Proposer agrees to post at the job site in an easily accessible place, the prevailing wages for each craft or type of worker or mechanic needed to execute the contract or work to be performed.
- 18.4 In the event this is a public works project as defined under the Prevailing Wage Act, 820 ILCS 130/2, any and all contractors and subcontractors must submit certified payroll records to the Village on a monthly basis. **WITHOUT THIS PAPERWORK, NO INVOICE SHALL BE PAID BY THE VILLAGE.** Contractors and subcontractors must also submit a statement affirming that the records are true and accurate, that the wages paid to each worker are not less than the prevailing rate, and that the contractor and subcontractor are aware that filing false records is a Class B misdemeanor. The records must include the name, address, telephone number, social security number, job classification, hours of work, hourly rate, and start and end time of work each day for every worker employed on the public work. The Village reserves the right to check the pay stubs of the workers on the job. The Village further cautions that payment for any services rendered pursuant to this contract may be predicated upon receipt of said records.
- 18.5 In the event that this is a construction project where Motor Fuel tax monies or state grant monies are used in the construction, maintenance and extension of municipal streets, traffic control signals, street lighting systems, storm sewers, pedestrian subways or overhead crossings, sidewalks and off-street parking facilities, and the like, the Village will require an Apprenticeship and Training Certification, attached after the Proposer's Certification.

Village of Downers Grove

18.6 Any bond furnished as security for performance shall include a provision as will guarantee faithful performance of the Illinois Prevailing Wage Act, 820 ILCS 130/1 et seq.

19. PATRIOT ACT COMPLIANCE

The Proposer represents and warrants to the Village that neither it nor any of its principals, shareholders, members, partners, or affiliates, as applicable, is a person or entity named as a Specially Designated National and Blocked Person (as defined in Presidential Executive Order 13224) and that it is not acting, directly or indirectly, for or on behalf of a Specially Designated National and Blocked Person. The Proposer further represents and warrants to the Village that the Proposer and its principals, shareholders, members, partners, or affiliates, as applicable are not, directly or indirectly, engaged in, and are not facilitating, the transactions contemplated by this Agreement on behalf of any person or entity named as a Specially Designated National and Blocked Person. The Proposer hereby agrees to defend, indemnify and hold harmless the Village, and its elected or appointed officers, employees, agents, representatives, engineers and attorneys, from and against any and all claims, damages, losses, risks, liabilities and expenses (including reasonable attorney's fees and costs) arising from or related to any breach of the foregoing representations and warranties.

20. INSURANCE REQUIREMENTS

20.1 Prior to starting the work, Contractor and any Subcontractors shall procure, maintain and pay for such insurance as will protect against claims for bodily injury of death, or for damage to property, including loss of use, which may arise out of operations by the Contractor or Subcontractor or any Sub-Sub Contractor or by anyone employed by any of them, or by anyone for whose acts any of them may be liable. Such insurance shall not be less than the greater of coverages and limits of liability specified below or any coverages and limits of liability specified in the Contract Documents or coverages and limits required by law unless otherwise agreed to by the Village.

Workers Compensation	\$500,000	Statutory
Employers Liability	\$1,000,000	Each Accident
	\$1,000,000	Disease Policy Limit
	\$1,000,000	Disease Each Employee
Comprehensive General Liability	\$2,000,000	Each Occurrence
	\$2,000,000	Aggregate
		<i>(Applicable on a Per Project Basis)</i>
Commercial Automobile Liability	\$1,000,000	Each Accident

Village of Downers Grove

Professional Errors & Omissions (pursuant to section .9 below)	\$2,000,000 \$2,000,000	Each Claim Annual Aggregate
Umbrella Liability	\$ 5,000,000	

- 20.2 Commercial General Liability Insurance required under this paragraph shall be written on an occurrence form and shall include coverage for Products/Completed Operations, Personal Injury with Employment Exclusion (if any) deleted, Blanket XCU and Blanket Contractual Liability insurance applicable to defense and indemnity obligations and other contractual indemnity assumed under the Contract Documents. The limit must be on a "Per Project Basis"
- 20.3 Comprehensive Automobile Liability Insurance required under this paragraph shall include coverage for all owned, hired and non-owned automobiles.
- 20.4 Workers Compensation coverage shall include a waiver of subrogation against the Village.
- 20.5 Comprehensive General Liability, Employers Liability and Commercial Automobile Liability Insurance may be arranged under single policies for full minimum limits required, or by a combination of underlying policies with the balance provided by Umbrella and/or Excess Liability policies.
- 20.6 Contractor and all Subcontractors shall have their respective Comprehensive General Liability (including products/completed operations coverage), Employers Liability, Commercial Automobile Liability, and Umbrella/Excess Liability policies endorsed to add the "Village of Downers Grove, officers, officials, employees and volunteers" as "additional insureds" with respect to liability arising out of operations performed; claims for bodily injury or death brought against Village by any Contractor or Subcontractor employees, or the employees of Subcontractor's subcontractors of any tier, however caused, related to the performance of operations under the Contract Documents. Such insurance afforded to the Village shall be endorsed to provide that the insurance provided under each policy shall be *Primary and Non-Contributory*.
- 20.7 Contractor and all Subcontractors shall maintain in effect all insurance coverages required by the Contract Documents at their sole expense and with insurance carriers licensed to do business in the State of Illinois and having a current A. M. Best rating of no less than A- VIII. In the event that the Contractor or any Subcontractor fails to procure or maintain any insured required by the Contract Documents, the Village may, at its option, purchase such coverage and deduct the cost thereof from any monies due to the Contractor or Subcontractor, or withhold funds in an amount sufficient to protect the Village, or terminate this Agreement pursuant to its terms.
- 20.8 All insurance policies shall contain a provision that coverages and limits afforded hereunder shall not be canceled, materially changed, non-renewed or restrictive

Village of Downers Grove

modifications added, without thirty (30) days prior written notice to the Village. Renewal certificates shall be provided to the Village not less than five (5) prior to the expiration date of any of the required policies. All Certificates of Insurance shall be in a form acceptable to Village and shall provide satisfactory evidence of compliance with all insurance requirements. The Village shall not be obligated to review such certificates or other evidence of insurance, or to advise Contractor or Subcontractor of any deficiencies in such documents, and receipt thereof shall not relieve the Contractor or Subcontractor from, nor be deemed a waiver the right to enforce the terms of the obligations hereunder. The Village shall have the right to examine any policy required and evidenced on the Certificate of Insurance.

20.9 Only in the event that the Work under the Contract Documents includes design, consultation, or any other professional services, Contractor or the Subcontractor shall procure, maintain, and pay for Professional Errors and Omissions insurance with limits of not less than \$2,000,000 per claim and \$2,000,000 annual aggregate. If such insurance is written on a claim made basis, the retrospective date shall be prior to the start of the Work under the Contract Documents. Contractor and all Subcontractors agree to maintain such coverage for three (3) years after final acceptance of the Project by the Village or such longer period as the Contract Documents may require. Renewal policies during this period shall maintain the same retroactive date.

20.10 Any deductibles or self-insured retentions shall be the sole responsibility of the Insured. At the option of the Village, either: the insurer shall reduce or eliminate such deductibles or self-insured retentions as respects the Village, its officers, officials, employees and volunteers; or the Proposer shall procure a bond guaranteeing payment of losses and related investigations, claim administration and defense expenses.

21. COPYRIGHT/PATENT INFRINGEMENT

21.1 The Proposer agrees to indemnify, defend, and hold harmless the Village against any suit, claim, or proceeding brought against the Village for alleged use of any equipment, systems, or services provided by the Proposer that constitutes a misuse of any proprietary or trade secret information or an infringement of any patent or copyright.

22. COMPLIANCE WITH OSHA STANDARDS

22.1 Equipment supplied to the Village must comply with all requirements and standards as specified by the Occupational Safety and Health Act. All guards and protectors as well as appropriate markings will be in place before delivery. Items not meeting any OSHA specifications will be refused.

23. CERCLA INDEMNIFICATION

23.1 In the event this is a contract that has environment aspects, the Awarded Proposer shall, to the maximum extent permitted by law, indemnify, defend, and hold harmless the Village, its officers, employees, agents, and attorneys from and against any and all liability, including without limitation, costs of response, removal, remediation, investigation, property damage, personal injury, damage to natural resources, health assessments, health settlements, attorneys' fees, and other related transaction costs arising

Village of Downers Grove

under the Comprehensive Environmental Response, Compensation, and Liability Act (CERCLA) of 1980, 42 U.S.C.A. Sec. 9601, et seq., as amended, and all other applicable statutes, regulations, ordinances, and under common law for any release or threatened release of the waste material collected by the Awarded Proposer, both before and after its disposal.

24. BUY AMERICA

24.1 The Contractor agrees to comply with 49 U.S.C.5323(j), the Federal Transportation Administration's (FTA) Buy America regulations at 49 C.F.R. Part 661, and any amendments thereto, and any implementing guidance issued by the FTA, with respect to this contract, when financed by Federal funds (through a grant agreement or cooperative agreement).

24.2 As a condition of responsiveness, the Contractor agrees to submit with its Bid submission, an executed Buy America Certificate, attached hereto.

25. CAMPAIGN DISCLOSURE

25.1 Any contractor, proposer, bidder or vendor who responds by submitting a bid or proposal to the Village of Downers Grove shall be required to submit with its bid submission, an executed Campaign Disclosure Certificate, attached hereto.

25.2 The Campaign Disclosure Certificate is required pursuant to the Village of Downers Grove Council Policy on Ethical Standards and is applicable to those campaign contributions made to any member of the Village Council.

25.3 Said Campaign Disclosure Certificate requires any individual or entity bidding to disclose campaign contributions, as defined in Section 9-1.4 of the Election Code (10 ILCS 5/9-1.4), made to current members of the Village Council within the five (5) year period preceding the date of the bid or proposal release.

25.4 By signing the bid documents, contractor/proposer/bidder/vendor agrees to refrain from making any campaign contributions as defined in Section 9-1.4 of the Election Code (10 ILCS 5/9-1.4) to any Village Council member and any challengers seeking to serve as a member of the Downers Grove Village Council.

26. SUBLETTING OF CONTRACT

26.1 No contract awarded by the Village shall be assigned or any part sub-contracted without the written consent of the Village Manager. In no case shall such consent relieve the Awarded Proposer from their obligation or change the terms of the contract.

All approved sub-contracts shall contain language which incorporates the terms and conditions of this contract.

27. TERM OF CONTRACT

27.1 This contract may be extended no more than twice for subsequent annual periods (two

Village of Downers Grove

annual extensions) by mutual agreement of both parties, providing such agreement complies with Village purchasing policies and the availability of funds. However, if this contract is not one that is subject to extension, such information will be available in the detailed specifications or special conditions section, supra.

28. TERMINATION OF CONTRACT

- 28.1 The Village reserves the right to terminate the whole or any part of this contract, upon written notice to the Awarded Proposer, for any reason and/or in the event that sufficient funds to complete the contract are not appropriated by the Village.
- 28.2 The Village further reserves the right to terminate the whole or any part of this contract, upon ten (10) days' written notice to the Awarded Proposer, in the event of default by the Awarded Proposer. Default is defined as failure of the Awarded Proposer to perform any of the provisions of this contract or failure to make sufficient progress so as to endanger performance of this contract in accordance with its terms. In the event that the Awarded Proposer fails to cure the default upon notice, and the Village declares default and termination, the Village may procure, upon such terms and in such manner as the Village may deem appropriate, supplies or services similar to those so terminated. The Awarded Proposer shall be liable for any excess costs for such similar supplies or services unless acceptable evidence is submitted to the Village that failure to perform the contract was due to causes beyond the control and without the fault or negligence of the Awarded Proposer. Any such excess costs incurred by the Village may be set-off against any monies due and owing by the Village to the Awarded Proposer.

29. BILLING & PAYMENT PROCEDURES

- 29.1 Payment will be made upon receipt of an invoice referencing Village purchase order number. Once an invoice and receipt of materials or service have been verified, the invoice will be processed for payment in accordance with the Village payment schedule. The Village will comply with the Local Government Prompt Payment Act, 50 ILCS 505/1 et seq., in that any bill approved for payment must be paid or the payment issued to the Proposer within 60 days of receipt of a proper bill or invoice. If payment is not issued to the Proposer within this 60 day period, an interest penalty of 1.0% of any amount approved and unpaid shall be added for each month or fraction thereof after the end of this 60 day period, until final payment is made.
- 29.2 The Village shall review in a timely manner each bill or invoice after its receipt. If the Village determines that the bill or invoice contains a defect making it unable to process the payment request, the Village shall notify the Proposer requesting payment as soon as possible after discovering the defect pursuant to rules promulgated under 50 ILCS 505/1 et seq. The notice shall identify the defect and any additional information necessary to correct the defect.
- 29.3 If this contract is for work defined as a "fixed public work" project under the Illinois Prevailing Wage Act, 820 ILCS 130/2, any contractor or subcontractor is required to submit certified payroll records along with the invoice. No invoice shall be paid without said records.

Village of Downers Grove

29.4 Please send all invoices to the attention of Village of Downers Grove, Accounts Payable, 801 Burlington, Downers Grove, IL 60515.

30. RELATIONSHIP BETWEEN THE PROPOSER AND THE VILLAGE

30.1 The relationship between the Village and the Proposer is that of a buyer and seller of professional services and it is understood that the parties have not entered into any joint venture or partnership with the other.

31. STANDARD OF CARE

31.1. Services performed by Proposer under this Agreement will be conducted in a manner consistent with that level of care and skill ordinarily exercised by members of the profession currently practicing in the same locality under similar conditions. No other representations express or implied, and no warranty or guarantee is included or intended in this Agreement, or in any report, opinions, and documents or otherwise.

31.2 If the Proposer fails to meet the foregoing standard, Proposer will perform at its own cost, and without reimbursement from the Village, the professional services necessary to correct errors and omissions caused by Proposer's failure to comply with the above standard and reported to Proposer within one (1) year from the completion of Proposer's services for the Project.

31.3 For Professional Service Agreements (i.e. Engineer, Consultant): Project site visits by Proposer during construction or equipment installation or the furnishing of Project representatives shall not make Proposer responsible for: (i) constructions means, methods, techniques, sequences or procedures; (ii) for construction safety precautions or programs; or (iii) for any construction contractor(s') failure to perform its work in accordance with contract documents.

32. GOVERNING LAW

32.1 This Agreement will be governed by and construed in accordance with the laws of the State of Illinois without regard for the conflict of laws provisions. Venue is proper only in the County of DuPage and the Northern District of Illinois.

33. SUCCESSORS AND ASSIGNS

33.1 The terms of this Agreement will be binding upon and inure to the benefit of the parties and their respective successors and assigns; provided, however, that neither party will assign this Agreement in whole or in part without the prior written approval of the other. The Proposer will provide a list of key staff, titles, responsibilities, and contact information to include all expected sub Proposers.

34. WAIVER OF CONTRACT BREACH

34.1 The waiver by one party of any breach of this Agreement or the failure of one party to enforce at any time, or for any period of time, any of the provisions hereof will be limited to the particular instance and will not operate or be deemed to waive any future breaches of this Agreement and will not be construed to be a waiver of any provision except for

Village of Downers Grove

the particular instance.

35. AMENDMENT

35.1 This Agreement will not be subject to amendment unless made in writing and signed by all parties.

36. NOT TO EXCEED CONTRACT

36.1 The contract price is a "not-to-exceed" cost. At any time additional work is necessary or requested, and the not-to-exceed price is increased thereby, any change, addition or price increase must be agreed to in writing by all parties who have executed the initial contract.

36.2 Change orders for public works projects which authorize an increase in the contract price that is 50% or more of the original subcontract price or that authorize or necessitate any increase in the price of a subcontract under the contract that is 50% or more of the original subcontract price must be resubmitted for bidding in the same manner by which the original contract was bid. (50 ILCS 525/1)

37. SEVERABILITY OF INVALID PROVISIONS

37.1 If any provisions of this Agreement are held to contravene or be invalid under the laws of any state, country or jurisdiction, contravention will not invalidate the entire Agreement, but it will be construed as if not containing the invalid provision and the rights or obligations of the parties will be construed and enforced accordingly.

38. NOTICE

38.1 Any notice will be in writing and will be deemed to be effectively served when deposited in the mail with sufficient first class postage affixed, and addressed to the party at the party's place of business. Notices shall be addressed to the Village as follows:

**Village Manager
Village of Downers Grove
801 Burlington Ave.
Downers Grove, IL 60515**

And to the Proposer as designated in the Contract Form.

39. COOPERATION WITH FOIA COMPLIANCE

Contractor acknowledges that the Freedom of Information Act may apply to public records in possession of the Contractor or a subcontractor. Contractor and all of its subcontractors shall cooperate with the Village in its efforts to comply with the Freedom of Information Act . 5 ILCS 140/1 et.seq.

III. DETAILED SPECIFICATIONS

HYDRANT FLOW TESTING SERVICES

Village of Downers Grove

1.0 BACKGROUND

The Village of Downers Grove's water system covers an area of approximately 16 square miles including areas outside the corporate limits of the Village, and serves a population of more than 50,000 residents. The potable water system includes 233 miles of water mains ranging in size from 4-inches to 24-inches in diameter. Within the water system there are approximately 2,600 hydrants.

2.0 SPECIFICATIONS/REQUIREMENTS

- The work covered under this project is to develop, plan and execute a program to flow test 950 hydrants. No flow testing shall be conducted during the Village's water conservation period from May 15, 2011 through September 15, 2011. The Village anticipates awarding a contract in March 2011.

2.1 EMPLOYEE QUALIFICATIONS and SAFETY

- The Village is seeking a technical services firm that can provide the service in an efficient, accurate and professional manner. As a part of this the vendor must provide experienced, courteous, professional and qualified personnel. The following are the requirements and qualifications needed by the personnel performing the work on this project.

Project Manager: The Project Manager for this project shall have a minimum of six (6) years of continuous field and supervisory experience in the areas defined within the project specifications. This person shall be on site at project startup, make periodic onsite inspections of the worksite, monitor the project progression and be available to (in communication with) the Village, the Water Manager and the Project Leader to answer questions and assist with the successful completion of this project. This person shall be trained (certified where applicable) in traffic control – technician & flagging (MUTCD Standards), confined space entry, CPR and First Aid. The Project Manager will have a minimum of an OSHA 10 Hour Card in General Industry (OSHA Standard 1910). An OSHA 30 Hour Card is preferred.

Project Leader (Lead Technician): The Project Leader for this project shall have a minimum of three (3) years of continuous field experience in the areas defined within the project specifications. The Project Leader is required to be onsite at all times during this project. This person shall be trained (certified where applicable) in traffic control – technician & flagging (MUTCD Standards), confined space entry, CPR and First Aid. The Project Leader will have an OSHA 10 Hour Card in General Industry (OSHA Standard 1910).

Technician/Laborer: The Technician/Laborer for this project has no minimum requirements. However, the Village prefers the Technician/Laborer to have completed training (certified where applicable) in traffic control – technician & flagging (MUTCD Standards), confined space entry, CPR and First Aid within six (6) months of his/her hire date. The Technician/Laborer will also have an OSHA 10 Hour Card in General Industry (OSHA Standard 1910) within the same six (6) month period.

Safety is a major part of this project; the Village requires a safe work environment for its employees, technical service providers and the general public. The technical service provider

Village of Downers Grove

is required to provide a safe work environment at all times during this project. The technical service provider will provide personnel trained in Confined Space Entry & Self-Rescue, First Responder First Aid, CPR and Traffic Control. While in the field on this project, the technical service provider and its employees will follow all of the necessary safety procedures to protect themselves, the Village staff and general public. Two-person teams will be used at all times for Safety and Quality Assurance.

Therefore, the technical service provider will adhere to the following:

- Any valves located in a "confined space" such as pit and vault installations that require entry will be treated in accordance with the safety rules regarding Confined Space Entry as is designated by the Village, *the Department of Labor* and *OSHA*. Project personnel will be trained (certified where applicable) in Confined Space Entry & Self-Rescue.
- The Project Team will follow all traffic safety rules, as is designated by the Village, *The Department of Labor, OSHA and the Illinois Department of Transportation*. Project personnel will be trained (certified where applicable) by an organization such as the *AMERICAN TRAFFIC SAFETY SERVICES ASSOCIATION (ATSSA)*, in Traffic Control and Safety (MUTCD Standards).
- The Project Team will follow all safety rules regarding First Responder First Aid & CPR, as is designated by the Village, *the Department of Labor and OSHA*. Project personnel will be trained (certified where applicable) in First Aid & CPR.
- The Project Manager and the Project Leader will be trained in accordance with OSHA Standard 1910 (General Industry) and be in possession of an OSHA 10 Hour or 30 Hour Card.

2.2 EMPLOYEE TRAINING AND EDUCATION

- Proposers must have and demonstrate a training program for their personnel. This program will include classroom training as well as on the job field training regarding techniques of hydrant flow testing and hydrant flushing. Additional training in other distribution system maintenance programs needs to be a part of the general training for water distribution systems. Personnel used for the hydrant flow testing/ flushing program shall have participated in at least one year of a "training" position such as a "trainee" status, or apprenticeship program. This training shall include on the job safety training by a Certified Safety Trainer or Certified Safety Instructor. Proposer shall have documentation of their training programs including such items as written tests and field practical exams.

2.3 EXPERIENCE REQUIREMENTS

The contractor shall be required before the award of any contract to show to the complete satisfaction of the Water Manager that it has the necessary facilities, ability and resources to provide the services specified herein in a satisfactory manner. The contractor shall be required to give past history and references in order to satisfy the Water Manager in regard to the contractor's qualifications. The Water Manager shall make reasonable investigations deemed necessary and proper to determine the ability of the contractor to perform the work. The Water

Village of Downers Grove

Manager reserves the right to reject any proposal if the evidence submitted by, or investigation of, the contractor fails to satisfy the Water Manager that the contractor is properly qualified to carry out the obligations of the contract and to complete the work described herein. Evaluation of the contractor's qualifications shall include:

1. The ability, capacity, skill and resources to perform the work or provide the service required.
2. The ability of the contractor to perform the work or provide the service promptly or within the time specified, without delay or interference.
3. The character, integrity, reputation, judgment, experience, and efficiency of the contractor.
4. The quality of performance of previous hydrant flow testing contracts or services with the Village and other municipalities within the last five (5) years. At least two (2) of the municipal references must be for individual hydrant flow testing contracts in excess of 450 hydrants annually. These references and the quantity of hydrants flow tested must be indicated clearly in the proposal.

2.4 EQUIPMENT TO BE USED

The Village will require the following equipment to be used for the hydrant flow testing work and the items listed will be on site at all times during the project. The Proposer will indicate all equipment that will be used during the Project.

- Hydrant diffusers with built in pitot gauges.
- 2-1/2" manually operated gate valves for the hydrant ports.
- Standard Hydrant wrenches (no extensions).
- FCS S-30 electronically enhanced listening device to insure Hydrants have been shut down and are not leaking after the test.
- Approved food grade grease for port and cap lubrication.
- Truck mounted Arrow Board/Signage, and warning lights on trucks.
- Traffic control equipment, including properly sized traffic cones with reflective stripes when needed or required.

All equipment listed above and any other equipment intended for use on this project will be approved by the Village, the Director of Public Works, or the Water Manager.

2.5 SCOPE OF SERVICE

The Proposer will furnish all labor, material, transportation, tools, and equipment necessary to flow test the assigned hydrants in the water distribution system. A two-person team is required for the work. A one-person crew will not be considered for the work for traffic control and

Village of Downers Grove

safety reasons. The work will consist of the following:

- The project will be conducted in accordance to the AWWA M-17 manual for “Fire Hydrants, Installation, Field Testing, and Maintenance”.
- Project Personnel will meet with the Village to review the project guidelines and answer any questions on procedures.
- Any pressure zones in the distribution system will be identified on the water atlas prior to developing the Fire hydrant flow-testing program.
- Project Personnel will provide the Village an informational letter briefly explaining the fire hydrant flow-testing program to include with the customer’s normal water bill. Frequently, special mailings are used for customer notification. If the proposer chooses a special mailing, the proposer will be responsible for the postage and printing costs.
- The Proposer will provide the Village a draft press release to be issued by the Village to briefly explain the fire hydrant flow-testing program and the areas affected. The press releases will be sent to: local newspapers, local radio stations and the Cable Company. This type of customer notification can greatly reduce the number of customer complaints about dirty water.
- Project Personnel will go door-to-door, forty eight hours in advance, and hang door hangers that explain when the fire hydrants will be flow-tested and flushed in the area. They will also note on the door hanger about the potential for discolored water and the potential damage to clothing. They will place a toll free number on the door hanger so that the water customer can call and ask questions.
- All of the fire hydrants will be recorded on the water atlas and assigned numbers, using the Village’s existing numbering system, prior to the development of the fire hydrant flow-testing program. This data is critical to establishing an effective and water conserving fire hydrant flow-testing program.
- All of the pertinent information for each fire hydrant that is flow-tested will be documented. This data is critical to establishing an ongoing flow-testing and maintenance program. The following is a list of the information gathered.
 - Fire Hydrant nozzle size used for each test
 - Residual Pressure
 - Static Pressure
 - Flow, GPM (Gallons Per Minute)
 - The amount of time it takes to flush each Fire Hydrant
 - An estimate of the water used during the operation of each Fire Hydrant
 - Fire Hydrants that are in need of repair, painting, color coding, or have operation defects will be noted.
 - The date tested and technicians operating the Fire Hydrant
 - The Fire Hydrant address or location

Village of Downers Grove

- All hydrant caps will be greased and fire hose and deflection tubes will be utilized, as required, to direct flushing water away from traffic, pedestrians, underground utility vaults, and private property.
- Pressure gauges will be used to determine the residual pressure during the flow-testing process while insuring that the distribution system pressure remains above 20 psi. Any incidents of the distribution system being unable to supply a residual of 20 psi in the surrounding area will be brought to the immediate attention of the Water Manager.
- After the Fire Hydrant has been flushed, Project Personnel will verify that the hydrant is seated and is draining properly. Project Personnel will also check the Fire Hydrant with a FCS S30 electronic listening device to ensure that the hydrant is not leaking. A majority of fire hydrant leaks go un-noticed because they are small leaks draining out through the drain holes at the base of the hydrant. Using the S30 will help eliminate this type of leakage.
- All pressure gauges used in the field will undergo daily testing against a “standard” gauge or test station to insure the field gauges are accurate during the flow-testing project. Any gauges that are found to not be within acceptable limits will be replaced with gauges that are within accepted standards. This will insure the observed static and residual pressures are accurate and reliable. The testing of gauges may need to be witnessed by assigned Village staff if requested.

2.6 DOCUMENTATION and COMMUNICATIONS

The Proposer is expected to perform the following:

- ◆ Project Team will meet daily with assigned Village personnel to go over areas of flow testing for prior workdays and plan current day and next two days’ areas to flow test.
- ◆ At the end of each day, or as requested, a list of any broken or inoperable valves or hydrants will be turned in.
- ◆ Each step of the fire hydrant flow-testing program will be identified and the hydrants used for each flow-test will be documented in a fire hydrant flow-testing report.
- ◆ Maintain a progression map to be included with the final report of the project indicating areas flow tested and areas that have been tagged for flow testing.
- ◆ The vendor will be required to place field test information in a fire hydrant database. This documentation shall allow for the flow-testing program to be repeated at a later date. This software program shall be designed to be a complete system for the Village to establish an effective fire hydrant flow testing, flushing and maintenance program. The software will have to provide an inventory record system, as well as hydrant maintenance and scheduling. The software needs to include a complete hydrant flow-testing program for calculating flow test results. This program shall minimally have the capability to generate upon demand:

Village of Downers Grove

- The individual Hydrant Flow Test reports that includes the flow test data, static pressure and residual pressure, and potential flow at 20psi.
 - A summary listing of all Hydrants with identified defects.
 - A complete listing of all Hydrants by numerical or indexed order.
 - A complete listing of all Hydrants by alphabetically reference to street and cross street names.
 - All pertinent information such as port size, number of ports, flow test results, general condition of the hydrant, and color coding for the NFPA rating.
 - Hydrant location will be documented from existing landmarks and will be a part of each Hydrant record.
- ◆ Information collected by the Project Team during the Hydrant Flow Testing program and any other information provided by the Village shall be regarded as CONFIDENTIAL and will not be shared without written permission from the Village.
 - ◆ A Flow Testing log of activity will be included with the final report that will include the following:
 - 1.) Type of problems observed
 - 2.) Location of problems discovered
 - 3.) Total estimated water used (to be included on each flow test result)
 - 4.) Mapping errors on the water atlas
 - ◆ A Final report will be prepared at the completion of the project which will include all hydrant flow testing reports and other problems found in the system during the course of flow testing that need the attention of the Village. This final report shall be made available for submission to the Public Works Department within twenty (20) days of the completion of the fieldwork.
 - ◆ If requested, the Contractor shall present findings of the Flow Testing Program to the Village at a Village Council Meeting at no additional charge.

2.7 ASSUMPTIONS AND SERVICES PROVIDED BY THE VILLAGE

- ◆ The *Village* will furnish all maps, atlases, (two copies) and records necessary to properly conduct the flow testing program.
- ◆ The *Village* will make available, on a reasonable but periodic basis, certain personnel with a working knowledge of the water system who may be helpful with general information about the water system. This person will not need to assist the Project Team on a full time basis.
- ◆ The Village will supply any other information that may make the job of flow testing easier to perform.

3.0 PROPOSAL FORMAT AND SUBMISSION REQUIREMENTS

3.1 Proposal Format

Village of Downers Grove

In order to be considered responsive, and evaluate proposals fairly and completely, each prospective vendor must follow the format set out in this RFP and provide all information requested. Proposals should be prepared simply and economically, providing a straightforward, concise description of capabilities to satisfy the requirements of the RFP. Emphasis should be on completeness and clarity of content. A detailed tabbed index in a 3-ring binder is highly suggested (do not use spiral, comb or glue binding) and must include the following:

3.1.1 Introduction

Proposals must include the complete name and address of vendor and the name, mailing address, and telephone number of the person the Village should contact regarding the proposal.

- Proposals must be signed by an authorized representative confirming that the vendor will comply with all provisions in this RFP.

3.1.2 Experience/Staff Resumes

- Vendor shall indicate the expertise and experience of the Vendor relative to the requirements contained in this RFP.
- Submit resumes for the individuals who will be performing the services for the Village.

Resumes shall be formatted in the following order;

- 1) Position with the Company
- 2) Role in the Project
- 3) Experience with the requirements and tasks being requested
- 4) Work history on similar projects with the company
- 5) Legal relationship of the named person with the prime contractor

- Past Experience as required in Section 2.3.

3.1.3 Technical Approach/Implementation

A detailed work plan and methodology your firm would follow in performing services under the contract. *Do not restate the Village's Scope of Work* but rather provide the approach your firm will take and any recommendations. If your firm's approach is different than stated in the Village's Scope of Work, explain how and why. Demonstrate a complete understanding of water main capacity testing/hydrant flow testing methodologies. Describe the planned testing methodology and field approach to the project. Planned hydrant operation techniques, as well as flow analysis techniques shall be outlined. Account for potential problems to be expected and the possible techniques to be employed for solving those problems.

Provide sample reports, protocol, procedures, or spreadsheets representative of those that will be provided to the Village.

The vendor will present a schedule for the project. The schedule will highlight important milestone dates with a description of what these tasks include. Please include a Gantt-type chart depicting the project from start to final acceptance.

3.1.4 Cost Proposal

Village of Downers Grove

In conjunction with the proposal, vendors shall also submit one (1) original and two (2) copies of the cost proposal (all costs) in a sealed and clearly marked envelope accompanying the proposal.

Proposals should include an all inclusive cost per hydrant to complete the scope of services. While the level of effort may vary from hydrant to hydrant, the proposed average cost per hydrant should be based on the Contractor's past experience and expertise in this type of work.

4.0 PROPOSAL EVALUATION PROCESS

4.1 Vendor Selection

A technical review committee will evaluate the proposals. Final selection will be based on the evaluation of proposals unless it is deemed necessary by the committee to conduct interviews. The firm determined best qualified to perform this project will be recommended to the Village Council for contract award. The Village of Downers Grove reserves the right to reject any and all proposals for any reason deemed appropriate by the Village.

The Village may conduct negotiations with the top vendor(s) if required to determine the acceptability of the proposal in regards to specifications, terms and conditions and cost; therefore, the proposal(s) submitted should contain the vendor's most favorable terms and conditions as well as cost with detailed specifications as proposed, since the selection and award may be made without discussion.

The Village will select the highest rated, fully qualified and best suited vendor to continue forward the project. Should the first selected vendor be unable to fulfill the terms of the contract, the Village reserves the right to enter into a contract with the 2nd selected vendor. If the Village does not find that any vendor meets the needs and requirements, the Village is not obligated to enter into an agreement for hydrant flow testing services.

Village of Downers Grove

IV. PROPOSAL/CONTRACT FORM

*****THIS PROPOSAL, WHEN ACCEPTED AND SIGNED BY AN AUTHORIZED SIGNATORY OF THE VILLAGE OF DOWNERS GROVE, SHALL BECOME A CONTRACT BINDING UPON BOTH PARTIES.**

Entire Block Must Be Completed When A Submitted Bid Is To Be Considered For Award

PROPOSER:

M.E. Simpson Co., Inc.

Company Name

Date: 2/4/11

3406 Enterprise Avenue

Street Address of Company

johnnyv@mesimpson.com

Email Address

Valparaiso, IN 46383

City, State, Zip

John H. Van Arsdel

Contact Name (Print)

800-255-1521

Business Phone

800-255-1521

24-Hour Telephone

888-531-2444

Fax

John H. Van Arsdel

Signature of Officer, Partner or Sole Proprietor

John H. Van Arsdel, Vice President

Print Name & Title

ATTEST: If a Corporation

Pamela B Hood

Signature of Corporation Secretary

VILLAGE OF DOWNERS GROVE:

Authorized Signature

ATTEST:

Title

Signature of Village Clerk

Date

Date

In compliance with the specifications, the above-signed offers and agrees, if this Proposal is accepted within 90 calendar days from the date of opening, to furnish any or all of the services upon which prices are quoted, at the price set opposite each item, delivered at the designated point within the time specified above.

Village of Downers Grove



VENDOR W-9 REQUEST FORM

The law requires that we maintain accurate taxpayer identification numbers for all individuals and partnerships to whom we make payments, because we are required to report to the I.R.S all payments of \$600 or more annually. We also follow the I.R.S. recommendation that this information be maintained for all payees including corporations.

Please complete the following substitute W-9 letter to assist us in meeting our I.R.S. reporting requirements. The information below will be used to determine whether we are required to send you a Form 1099. Please respond as soon as possible, as failure to do so will delay our payments.

BUSINESS (PLEASE PRINT OR TYPE):

NAME: M.E. Simpson Co., Inc.

ADDRESS: 3406 Enterprise Avenue

CITY: Valparaiso

STATE: Indiana

ZIP: 46383

PHONE: 800-255-1521 FAX: 888-531-2444

TAX ID #(TIN): 35-1474720

(If you are supplying a social security number, please give your full name)

REMIT TO ADDRESS (IF DIFFERENT FROM ABOVE):

NAME: _____

ADDRESS: _____

CITY: _____

STATE: _____ ZIP: _____

TYPE OF ENTITY (CIRCLE ONE):

- | | |
|----------------------|---|
| Individual | Limited Liability Company -Individual/Sole Proprietor |
| Sole Proprietor | Limited Liability Company-Partnership |
| Partnership | Limited Liability Company-Corporation |
| Medical | Corporation |
| Charitable/Nonprofit | Government Agency |

SIGNATURE: John H. Van Arsdale

DATE: 2/4/11

Village of Downers Grove

PROPOSER'S CERTIFICATION (page 1 of 3)

With regard to RFP-0-5-2011/TT, proposer M.E. Simpson Co., Inc. hereby certifies
(Name of Project) (Name of Proposer)
the following:

1. Proposer is not barred from bidding this contract as a result of violations of Section 720 ILCS 5/33E-3 (Bid Rigging) or 720 ILCS 5/33E-4 (Bid-Rotating);
2. Proposer certifies that it has a written sexual harassment policy in place and is in full compliance with 775 ILCS §12-105(A)(4);
3. Proposer certifies that not less than the prevailing rate of wages as determined by the Village of Downers Grove, DuPage County or the Illinois Department of Labor shall be paid to all laborers, workers and mechanics performing work for the Village of Downers Grove. All bonds shall include a provision as will guarantee the faithful performance of such prevailing wage clause. Proposer agrees to comply with the Illinois Prevailing Wage Act, 820 ILCS 130/1 *et seq.*, for all work completed. Proposer agrees to pay the prevailing wage and require that all of its subcontractors pay prevailing wage to any laborers, workers or mechanics who perform work pursuant to this contract or related subcontract. Proposer and each subcontractor shall keep or cause to be kept an accurate record of names, occupations and actual wages paid to each laborer, workman and mechanic employed by the Proposer in connection with the contract. This record shall be sent to the Village on a monthly basis along with the invoice and shall be open to inspection at all reasonable hours by any representative of the Village or the Illinois Department of Labor and must be preserved for four (4) years following completion of the contract. Proposer certifies that proposer and any subcontractors working on the project are aware that filing false payroll records is a class B misdemeanor and that the monetary penalties for violations are to be paid pursuant to law by the proposer, contractor and subcontractor. The Village shall not be liable for any underpayments. If applicable: Since this is a contract for a fixed public works project, as defined in 820 ILCS 130/2, Contractor agrees to post at the job site in an easily accessible place, the prevailing wages for each craft or type of worker or mechanic needed to execute the contract or work to be performed.
4. Proposer certifies that it is in full compliance with the Federal Highway Administrative Rules on Controlled Substances and Alcohol Use and Testing, 49 C. F.R. Parts 40 and 382 and that all employee drivers are currently participating in a drug and alcohol testing program pursuant to the Rules.
5. Proposer further certifies that it is not delinquent in the payment of any tax administered by the Department of Revenue, or that Proposer is contesting its liability for the tax delinquency or the amount of a tax delinquency in accordance with the procedures established by the appropriate Revenue Act. Proposer further certifies that if it owes any tax payment(s) to the Department of Revenue, Proposer has entered into an agreement with the Department of

Village of Downers Grove

PROPOSER'S CERTIFICATION (page 2 of 3)

Revenue for the payment of all such taxes that are due, and Proposer is in compliance with the agreement.

BY: John H. Van Arsdale
Proposer's Authorized Agent

3 5 - 1 4 7 4 7 2 0

FEDERAL TAXPAYER IDENTIFICATION NUMBER

or _____
Social Security Number

Subscribed and sworn to before me
this 4th day of February, 2011.

[Signature]
Notary Public

(Fill Out Applicable Paragraph Below)

(a) Corporation

The Proposer is a corporation organized and existing under the laws of the State of Indiana, which operates under the Legal name of M.E. Simpson Co., Inc., and the full names of its Officers are as follows:

President: Dan E. Hood

Secretary: Pamela Hood

Treasurer: Bernadette Simpson

and it does have a corporate seal. (In the event that this bid is executed by other than the President, attach hereto a certified copy of that section of Corporate By-Laws or other authorization by the Corporation which permits the person to execute the offer for the corporation.)

(b) Partnership

Signatures and Addresses of All Members of Partnership:

Village of Downers Grove

PROPOSER'S CERTIFICATION (page 3 of 3)

The partnership does business under the legal name of: _____
which name is registered with the office of _____ in the state of _____.

(c) Sole Proprietor

The Supplier is a Sole Proprietor whose full name is: _____
and if operating under a trade name, said trade name is: _____
which name is registered with the office of _____ in the state of _____.

5. Are you willing to comply with the Village's preceding insurance requirements within 13 days of the award of the contract?

Insurer's Name General Insurance

Agent Mark Behrendt

Street Address 4208 Calumet Avenue, Suite 100, P.O. Box 1818


City, State, Zip Code Valparaiso, IN 46384-1818

Telephone Number 219-464-3511

I/We affirm that the above certifications are true and accurate and that I/we have read and understand them.

Print Name of Company: M.E. Simpson Co., Inc.

Print Name and Title of Authorizing Signature: John H. Van Arsdel, Vice President

Signature: 

Date: 2/4/11

Village of Downers Grove

Apprenticeship and Training Certification

(Does not apply to federal aid projects. Applicable only to maintenance and construction projects that use Motor Fuel Tax funds or state grant monies)

Name of Proposer: M.E. Simpson Co., Inc.

In accordance with the provisions of Section 30-22 (6) of the Illinois Procurement Code, the proposer certifies that it is a participant, either as an individual or as part of a group program, in the approved apprenticeship and training programs applicable to each type of work or craft that the proposer will perform with its own forces. The proposer further certifies for work that will be performed by subcontract that each of its subcontractors submitted for approval either (a) is, at the time of such bid, participating in an approved, applicable apprenticeship and training program; or (b) will, prior to commencement of performance of work pursuant to this contract, begin participation in an approved apprenticeship and training program applicable to the work of the subcontract. The Illinois Department of Labor, at any time before or after award, may require the production of a copy of each applicable Certificate of Registration issued by the United States Department of Labor evidencing such participation by the contractor and any or all of its subcontractors. Applicable apprenticeship and training programs are those that have been approved and registered with the United States Department of Labor. The proposer shall list in the space below, the official name of the program sponsor holding the Certificate of Registration for all of the types of work or crafts in which the proposer is a participant and that will be performed with the proposer's forces. Types of work or craft work that will be subcontracted shall be included and listed as subcontract work. The list shall also indicate any type of work or craft job category that does not have an applicable apprenticeship or training program. **The proposer is responsible for making a complete report and shall make certain that each type of work or craft job category that will be utilized on the project is accounted for and listed. Return this with the bid.**

NA

The requirements of this certification and disclosure are a material part of the contract, and the contractor shall require this certification provision to be included in all approved subcontracts. In order to fulfill this requirement, it shall not be necessary that an applicable program sponsor be currently taking or that it will take applications for apprenticeship, training or employment during the performance of the work of this contract.

Print Name and Title of Authorizing Signature: NA

Signature: NA

Date: NA

Village of Downers Grove

BUY AMERICA CERTIFICATION

Certification requirement for procurement of steel, iron, or manufactured products when Federal funds (Grant Agreement or Cooperative Agreement) are used.

Instructions:

Bidder to complete the Buy America Certification listed below. Bidder shall certify EITHER COMPLIANCE OR NON-COMPLIANCE (not both). This Certification MUST BE submitted with the Bidder's bid response.

Special Note: Make sure you have signed only one of the above statements – either Compliance OR Non-Compliance (not both).

Certificate of Compliance

The bidder or offeror hereby certifies that it will meet the requirements of 49 U.S.C. 5323(j)(1), as amended, and the applicable regulations in 49 CFR Part 661.

Signature John H. Van Arsdale

Company Name M.E. Simpson Co., Inc.

Title Vice President

Date 2/4/11

Certificate of Non-Compliance

The bidder or offeror hereby certifies that it cannot comply with the requirements of 49 U.S.C. 5323(j)(1), as amended, and 49 C.F.R. 661, but it may qualify for an exception pursuant to 49 U.S.C. 5323(j)(2)(A), 5323(j)(2)(B), or 5323(j)(2)(D), and 49 C.F.R. 661.7.

Signature _____

Company Name _____

Title _____

Date _____

AFTER THIS CERTIFICATE HAS BEEN EXECUTED, A BIDDER MAY NOT SEEK A WAIVER.

Note: The U.S./Canadian Free Trade Agreement does not supersede the Buy America requirement.

Suspension or Debarment Certificate

Non-Federal entities are prohibited from contracting with or making sub-awards under covered transactions to parties that are suspended or debarred or whose principals are suspended or debarred. Covered transactions include procurement for goods or services equal to or in excess of \$100,000.00 contractors receiving individual awards for \$100,000.00 or more and all sub-recipients must certify that the organization and its principals are not suspended or debarred.

By submitting this offer and signing this certificate, the bidder certifies to the best of its knowledge and belief, that the company and its principals:

1. Are not presently debarred, suspended, proposed for debarment, declared ineligible or voluntarily excluded from covered transactions by any federal, state or local governmental entity, department or agency.
2. Have not within a three-year period preceding this proposal been convicted of or had a civil judgment rendered against them for commission of fraud or a criminal offense in connection with obtaining, attempting to obtain, or performing a public (Federal, State or local) transaction or contract under a public transaction, or convicted of or had a civil judgment against them for a violation of Federal or state antitrust statutes or commission of embezzlement, theft, forgery, bribery, falsification or destruction of records, making false statements, or receiving stolen property;
3. Are not presently indicted for or otherwise criminally or civilly charged by a governmental entity (Federal, State, or local) with commission of any of the offenses enumerated in paragraph (2) of this certification; and
4. Have not within a three-year period preceding this application/proposal/contract had one or more public transactions (Federal, State or local) terminated for cause or default.

If the bidder is unable to certify to any of the statements in this certification, bidder shall attach an explanation to this certification.

Company Name: M.E. Simpson Co., Inc.

Address: 3406 Enterprise Avenue

City: Valparaiso, IN Zip Code: 46383

Telephone: (800) 255-1521 Fax Number: (888) 531-2444

E-mail Address: johnnyv@mesimpson.com

Authorized Company Signature: *John H. Van Arsdel*

Print Signature Name: John H. Van Arsdel Title of Official: Vice President

Date: 2/4/11

Village of Downers Grove

CAMPAIGN DISCLOSURE CERTIFICATE

Any contractor, proposer, bidder or vendor who

responds by submitting a bid or proposal to the Village of Downers Grove shall be required to submit with its bid submission, an executed Campaign Disclosure Certificate, attached hereto.

The Campaign Disclosure Certificate is required pursuant to the Village of Downers Grove Council Policy on Ethical Standards and is applicable to those campaign contributions made to any member of the Village Council.

Said Campaign Disclosure Certificate requires any individual or entity bidding to disclose campaign contributions, as defined in Section 9-1.4 of the Election Code (10 ILCS 5/9-1.4), made to current members of the Village Council within the five (5) year period preceding the date of the bid or proposal release.

By signing the bid documents, contractor/proposer/bidder/vendor agrees to refrain from making any campaign contributions as defined in Section 9-1.4 of the Election Code (10 ILCS 5/9-1.4) to any Village Council member and any challengers seeking to serve as a member of the Downers Grove Village Council.

Under penalty of perjury, I declare:

Bidder/vendor has not contributed to any elected Village position within the last five (5) years.

John H. Van Arsdel
Signature

John H. Van Arsdel
Print Name

Bidder/vendor has contributed a campaign contribution to a current member of the Village Council within the last five (5) years.

Print the following information:

Name of Contributor: _____
(company or individual)

To whom contribution was made: _____

Year contribution made: _____ Amount: \$ _____

Signature

Print Name

FIRM HISTORY

M.E. Simpson Co., Inc. was founded in 1979 by Marvin E. Simpson. Our firm has become the industry leader in developing and providing programs and services that aid our clients in maximizing their peak performance for their water distribution and wastewater collection systems. We offer our clients the highest quality Technical and Professional Services, using state-of-the art technologies and highly skilled and trained professionals. Our staff has developed a host of high tech programs that will insure that your Utility will be proactive in dealing with both your water distribution and wastewater collection systems.

"Crumbling infrastructure, inaccurate records, conservation, sustainability, water quality, water loss, economic conditions, revenue shortfalls, being green, having enough water"; these are all statements and buzz words in today's society. Currently in the water and wastewater industry, these words are our reality, thus making them our responsibility.

Since our humble beginnings over thirty years ago, we have provided services that have improved water accountability and increased revenues for both water and wastewater Utilities. We've also maximized distribution system performance and optimized distribution system data, records, and mapping. To date we have provide Water Loss Control programs that have included over 50,000 Large Water Meters serviced and 75,000 miles of Leak Detection services. Our Asset Management services have documented over 400,000 valves located and exercised. Our Fire Hydrant Flow testing program has recorded 60,000 fire hydrants flowed and water main capacity information developed.

Though our Wastewater Services are much newer, they have given us the opportunity to maximize collection system performance and optimize collection system data, records and mapping. Our Manhole Inspection services have located, documented and mapped over 15,000 manholes. We have provided Smoke Testing services to over 25 collection systems, discovering hundred's of documented infractions. This service continues to be a steady area of growth for our firm.

We know service and we can assist you with your Utility. M.E. Simpson Co., Inc. provides its clients with water and wastewater system service technologies for the 21st Century.

The company began operations in Rochester, Indiana. The corporate headquarters moved to Valparaiso, Indiana in 1988. In 1989 the Indiana Section of the American Water Works Association honored Marvin with the "Water Wheel Award" for his outstanding service to his profession. In 1995 Marvin was honored as a lifetime Member of the American Water Works Association.

Marvin's belief in service to our Industry and our Country has established M.E. Simpson Co., Inc.'s commitment to community and organizations such as the United Way, Abused Women and Children, Mental Health Association, Boys and Girls Club, Kiwanis and Jaycees (Junior Chamber of Commerce) for example, as well as local Police and Fire organizations. We encourage all of our employees to be active within their own communities serving with various organizations such as the Boys and Girls Club, Jaycees and Kiwanis.

M.E. Simpson Co., Inc. is active in Water Works Organizations at the national and state levels such as American Water Works Association, Water Environment Federation, Water Operators Association, Rural Water Association, American Backflow Prevention Association, American Public Works Association as well as local Districts, Branches, and Suburban Groups.

FIRM HISTORY

Our support of these groups goes beyond Membership to truly taking an active role by allowing employees to fill elected and appointed positions as officers and committee chairpersons. M.E. Simpson Co., Inc. has always taken an active role in education by making presentations at no charge at meetings, training seminars, and providing continuing education credits for water operators through the various water groups. We have presented programs on Water Meter Evaluation and Maintenance, Water Distribution System Leak Surveys, Water Distribution System Valve Location, Exercising and Computerized Mapping, and Best Management Practices for distribution system maintenance at state and national AWWA conventions.

Fire Hydrant Flow Testing History

M.E. Simpson Co., Inc. developed its Fire Hydrant Flow Testing program in 1986. Since that time we've improved the program that it is now a fundamental asset management and condition assessment program for our clients. We've also developed Pro-Hydrant®, a Microsoft Access showing all the pertinent information needed to readily recreate fire hydrant flow data and reports. Today that database is being developed into an internet based program to be accessible by clients online.

Our Fire Hydrant Flow Testing Programs have been employed since 1986 in a majority of municipalities around the Chicago Metro Area and the Midwest. Additionally, our crews have been deployed to locations throughout the United States including California. Our crews have the unique ability to be able to respond to individual Utility requests because of the cross training they have received performing all the services M.E. Simpson Co. Inc. provides.

M.E. Simpson Co., Inc. is proud of the work we have performed and the maintenance programs we have developed using the latest technology and meeting the needs of "our customer" the Water Works Industry. We have played an important role in educating utilities about the need for and efficiency of annual maintenance programs; including the development of Polcon Pro-Valve® our computer software program for valve location and exercising records, Pro-Hydrant® a computer software program for fire hydrant flow testing records, and the continuing development and manufacturing of the Polcon® Flow Monitoring Equipment. We have moved beyond the competition in flow / pressure recording, computerization and record management.

RELATED PROJECT EXPERIENCE

M.E. Simpson Co., Inc. has been in business since 1979. The company continues to perform services for numerous Cities across Indiana, Illinois, Michigan, Wisconsin, Ohio, Arizona, California, and other regions of the United States. We have listed below; a few project examples with references. Please feel free to call any of these gentlemen and ask them about their project and our services.

Hydrant Flow Testing Projects

City of Beverly Hills, California (2007, 2008, 2011)

M.E. Simpson Co., Inc. performed a water main capacity and fire hydrant operating program for the City. Over 1,300 fire hydrants in the distribution system were inspected, operated and flow tested in two phases. The program fees were approximately \$86,400. GPS locations of hydrants were included as a part of this program to aid in the updating of the City's GIS system. This program saved the City time and money in the areas of water production, distribution system maintenance, overtime and Workmen's Compensation claims. The program is also benefiting the City's computer model and Fire Department's fire flow records.

Mr. Kevin Watson
Utilities Director
City of Beverly Hills
455 N. Rexford
Beverly Hills, California 90210
(310) 285-2495
kwatson@beverlyhills.org

City of Bloomington, Indiana (1998 - 2010)

M.E. Simpson Co., Inc. performs an ongoing water main capacity and fire hydrant operating program for the City annually. Each year 1,200 fire hydrants out of a total of 4800 hydrants in a specified area within the distribution system are inspected, operated and flow tested. The annual budget is approximately \$45,600. The program has benefitted the City's hydraulic computer model and Fire Department's fire flow records. Private hydrants are also included as part of this program to insure all hydrants work if/when needed.

Mr. Tom Staley
Asst. Director of Utilities
1969 S. Henderson
Bloomington, IN 47401
(812) 349-3650
staley@bloomington.in.gov

RELATED PROJECT EXPERIENCE

Village of Orland Park, Illinois (2000 – 2003, 2008-2011)

M.E. Simpson Co., Inc. performs an ongoing water main capacity testing and fire hydrant flushing program for the Village on distribution system fire hydrants. To date we have flow tested and service over 4500 fire hydrants. We found a number of closed valves along with fire hydrants that were inoperable. This program in the past has saved the Village time and money in the areas of water production, distribution system maintenance, and overtime. The program also benefited the Village's hydraulic computer model and found some water main leaks when each hydrant was listened to after flushing that helped to lower water loss. The current program approximate annual cost is \$42,000.

Mr. John Ingram
Superintendent, Water & Sewer
Village of Orland Park
15665 South Ravinia Avenue
Orland Park, IL 60462
(708) 403-6350
JIngram@orland-park.il.us

Village of LaGrange Park, Illinois (2008)

M.E. Simpson Co., Inc. performed a water main capacity and fire hydrant operating program for the Village. 500 fire hydrants within the distribution system were inspected, operated and flow tested. This program saved the Village time and money in the areas of water production, distribution system maintenance, and overtime. The program has also identified problem hydrants that were able to be corrected by the Village on a timely basis. The approximate annual cost for the 2008 was \$23,000. After this program had been completed, later in the fall of 2008, M.E. Simpson Co., Inc. performed a Unidirectional Water Main Flushing Program where flushing occurred at high velocities of flow in order to clean all the water mains in the distribution system.

Mr. Rick Radde
Chief Water Operator
Village of LaGrange Park
447 North Catherine Ave.
LaGrange Park, IL 60526
(708) 243-3524
rrade@lagrangepark.org

RELATED PROJECT EXPERIENCE

Village of Niles, Illinois (2004-2006)

M.E. Simpson Co., Inc. performed a water main capacity and fire hydrant operating program for the Village. 1,000 fire hydrants within the distribution system were inspected, operated and flow tested. This program saved the Village time and money in the areas of water production, distribution system maintenance, and overtime. The program has also identified problem hydrants that were able to be corrected by the Village on a timely basis. The approximate annual cost for the 2004-2006 was \$37,000.

Mr. Bob Pilat
Assistant Public Service Director
Village of Niles
6849 Touhy Ave.
Niles, IL 60714
(847) 588-7926
rmp@vniles.com

Village of Glencoe, Illinois (2006)

M.E. Simpson Co., Inc. performed a water main capacity testing and fire hydrant flushing program for the Village on their fire hydrants. We found some closed valves along with fire hydrants that were inoperable. This program saved the Village time and money in the areas of water production, distribution system maintenance, and overtime while the program also benefited the Village's Fire Department records. Furthermore, the testing and ProHydrant® database helped the Village receive a better ISO rating. The average annual cost for the project was \$25,000.

Mr. Mike Milkes
Fire Chief
Village of Glencoe
675 Village Court
Glencoe, IL 60022
(847) 835-4112

Village of Lansing, Illinois (2002, 2004, 2006, 2007-2011)

M.E. Simpson Co., Inc. performs water main capacity and fire hydrant operating program for the Village. Each year over 300 fire hydrants in a specified area within the distribution system are inspected, operated and flow tested. This program not only is saving the Village time and money in the areas of water production, distribution system maintenance, and overtime, but the program is also benefiting the Village's Fire Department's fire flow records. The annual costs for flow testing have been \$13,800.

Mr. David Zagorac
Supervisor, Water Division
Village of Lansing
3300 171st Street
Lansing, IL 60438
(708) 895-7221 office
(708) 774-5028 cell

RELATED PROJECT EXPERIENCE

Village of Westmont, Illinois (2000, 2003, 2006, 2010)

M.E. Simpson Co., Inc. performs water main capacity and fire hydrant operating program for the Village. Every third year over 1150 fire hydrants in the distribution system are inspected, operated and flow tested. This program not only is saving the Village time and money in the areas of water production, distribution system maintenance, and overtime, but the program is also benefiting the Village's Fire Department's fire flow records. The annual costs for flow testing have been \$47,150.

Mr. Mike Ramsey
Water Division Supervisor
Village of Westmont, Illinois
(630) 829-4450 office

ADDITIONAL REFERENCES

Below are several references that use our services. Please feel free to call any of these gentlemen and ask them about our services and us.

Mr. Gale Gerber
Water Superintendent
Town of Nappanee, IN
(574) 773-4623
ggerber_46550@yahoo.com

Mr. Chuck McIntire
Superintendent
Valparaiso Water Works
(219) 462-3800
cmcintire@valpo.us

Mr. Dan Lueder
Utilities Director
City of Cottonwood, AZ
(928) 634-8033 ex 11
dlueder@ci.cottonwood.az.us

Mr. Scott Ham
Water Superintendent
Silver Creek Water Corp.
(812) 246-2889
scott@silvercreekwater.com

Mr. Jerry Martin
Director of Public Works
City of Palos Heights, IL
(708) 361-1806
jerry@palosheights.org

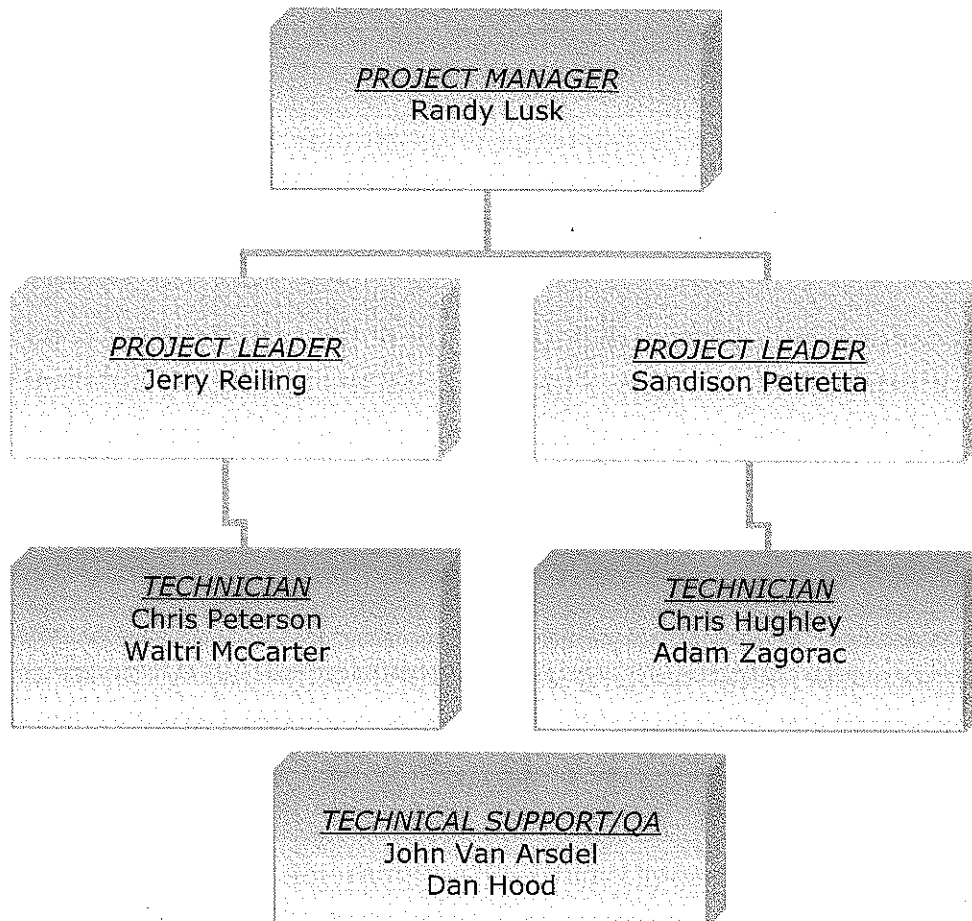
Mr. John Crooks
Director of Utilities
City of Shakopee, MN
(952) 445-1988
crooks@shakopeeutilities.com

EMPLOYEE QUALIFICATIONS / PROJECT STAFFING

The chart below outlines the **Project Team** to be used during the Hydrant Flow Testing Program for the **Utility**. One of the two Project Managers listed will lead the **Project Team** in the field. **Two-Man Project Teams will be used at all times during the course of the Project for reasons of Safety and Quality Assurance.**

The **Project Manager (Randy Lusk)** shall be on site at project startup, make periodic inspections of the worksite and oversee all work production in the field, be responsible for field reports, meet with the Utility periodically to monitor the progress of the program, and will be in communication with the Director of Utilities and the Project Leader throughout the project. He shall be responsible for the overall success of the Hydrant Flow Testing Program.

The **Field Leader (Jerry Reiling and/or Sandison Petretta)** will lead the **Project Team** in the field and will be responsible for the day to day operations of the project. Daily contact with the Director of Utilities or appointed Utility personnel shall be maintained and progress of the day to day operations discussed. The Field Leader will be responsible to report any broken hydrants, broken or closed valves, or any other problem areas that need the immediate attention of the Utility during the course of the project. This shall be done to assure direct quality control in the field for the Hydrant Flow Testing Program.



EMPLOYEE QUALIFICATIONS / PROJECT STAFFING

Qualifications of Staff for Hydrant Flow Testing Services

PROJECT MANAGER/SUPERVISOR RECENT HYDRANT FLOW TESTING PROJECT EXPERIENCE

Randy Lusk, Regional Manager-Dyer

Randy was the Project Manager for the following selected Hydrant projects.

(2007, 2010) Village of Westmont – Westmont, IL

Mr. Michael Ramsey
Water Division Supervisor
Village of Westmont
39 E. Burlington Ave.
Westmont, Illinois 60559-1790
(630) 829-4450

(2008 - 2010) Village of Orland Park – Orland Park, IL

Mr. John Ingram
Superintendent – Water & Sewer
Village of Orland Park
15655 South Ravinia Avenue
Orland Park, IL 60462
(708) 403-6350

(2008 - 2010) Town of Griffith – Griffith, IN

Mr. Rick Konopasek
Director of Public Works
Town of Griffith
111 N. Broad Street
Griffith, IN 46319
(219) 924-3838

(2008) Village of Countryside – Countryside, IL

Mr. Mike Hartigan
Water Plant Operator
City of Countryside
5550 East Avenue
Countryside, IL 60525
(708) 354-8827

(2008) Village of LaGrange Park – LaGrange Park, IL

Mr. Richard Radde
Chief Water Operator
Village of La Grange Park
447 North Catherine Ave.
La Grange Park, IL 60526
(708) 352-2922

(2007 - 2008) Village of Brookfield – Brookfield, IL

Mr. Kevin McCarthy
Water Department Foreman
Village of Brookfield
4545 Eberly Ave.
Brookfield, IL 60513
(708) 485-7344

(2002-2004) Village of Lansing Water Department – Lansing, IL

Mr. Dave Zagorac
Water Superintendent
Village of Lansing
3300 171st Street
Lansing, IL 60438
(708) 895-7221

EMPLOYEE QUALIFICATIONS / PROJECT STAFFING

(2003) Village of Harvey – Harvey, IL

Mr. Rufus Fisher
Director of Public Works
City of Harvey Water Department
51 West 149th Street
Harvey, IL 60426
(708) 311-0032

PROJECT LEADER RECENT HYDRANT FLOW TESTING PROJECT EXPERIENCE

Jerry Reiling, Field Services Manager

Jerry was the Project Leader for the following selected Hydrant projects.

(2007, 2010) Village of Westmont – Westmont, IL

Mr. Michael Ramsey
Water Division Supervisor
Village of Westmont
39 E. Burlington Ave.
Westmont, Illinois 60559-1790
(630) 829-4450

(2008 - 2010) Village of Orland Park – Orland Park, IL

Mr. John Ingram
Superintendent – Water & Sewer
Village of Orland Park
15655 South Ravinia Avenue
Orland Park, IL 60462
(708) 403-6350

(2008 - 2010) Town of Griffith – Griffith, IN

Mr. Rick Konopasek
Director of Public Works
Town of Griffith
111 N. Broad Street
Griffith, IN 46319
(219) 924-3838

(2008) Village of Countryside – Countryside, IL

Mr. Mike Hartigan
Water Plant Operator
City of Countryside
5550 East Avenue
Countryside, IL 60525
(708) 354-8827

(2008) Village of LaGrange Park – LaGrange Park, IL

Mr. Richard Radde
Chief Water Operator
Village of La Grange Park
447 North Catherine Ave.
La Grange Park, IL 60526
(708) 352-2922

(2007 - 2008) Village of Brookfield – Brookfield, IL

Mr. Kevin McCarthy
Water Department Foreman
Village of Brookfield
4545 Eberly Ave.
Brookfield, IL 60513
(708) 485-7344

EMPLOYEE QUALIFICATIONS / PROJECT STAFFING

(2002-2004) Village of Lansing Water Department – Lansing, IL

Mr. Dave Zagorac
Water Superintendent
Village of Lansing
3300 171st Street
Lansing, IL 60438
(708) 895-7221

(2003) Village of Harvey – Harvey, IL

Mr. Rufus Fisher
Director of Public Works
City of Harvey Water Department
51 West 149th Street
Harvey, IL 60426
(708) 311-0032

Sandison Petretta, Project Leader

Sandison was the Field Leader for the following selected Hydrant projects.

(2007, 2010) Village of Westmont – Westmont, IL

Mr. Michael Ramsey
Water Division Supervisor
Village of Westmont
39 E. Burlington Ave.
Westmont, Illinois 60559-1790
(630) 829-4450

(2008 - 2010) Village of Orland Park – Orland Park, IL

Mr. John Ingram
Superintendent – Water & Sewer
Village of Orland Park
15655 South Ravinia Avenue
Orland Park, IL 60462
(708) 403-6350

(2008 - 2010) Town of Griffith – Griffith, IN

Mr. Rick Konopasek
Director of Public Works
Town of Griffith
111 N. Broad Street
Griffith, IN 46319
(219) 924-3838

(2008) Village of Countryside – Countryside, IL

Mr. Mike Hartigan
Water Plant Operator
City of Countryside
5550 East Avenue
Countryside, IL 60525
(708) 354-8827

(2008) Village of LaGrange Park – LaGrange Park, IL

Mr. Richard Radde
Chief Water Operator
Village of La Grange Park
447 North Catherine Ave.
La Grange Park, IL 60526
(708) 352-2922

EMPLOYEE QUALIFICATIONS / PROJECT STAFFING

(2007 - 2008) Village of Brookfield - Brookfield, IL

Mr. Kevin McCarthy
Water Department Foreman
Village of Brookfield
4545 Eberly Ave.
Brookfield, IL 60513
(708) 485-7344

(2002-2004) Village of Lansing Water Department - Lansing, IL

Mr. Dave Zagorac
Water Superintendent
Village of Lansing
3300 171st Street
Lansing, IL 60438
(708) 895-7221

(2003) Village of Harvey - Harvey, IL

Mr. Rufus Fisher
Director of Public Works
City of Harvey Water Department
51 West 149th Street
Harvey, IL 60426
(708) 311-0032

TECHNICAL SUPPORT/QUALITY ASSURANCE

Michael D. Simpson, CEO

Dan Hood, President

John H. Van Arsdel, Vice President

Experience:

Michael D. Simpson has been with the company since February of 1983. He completed two years at Purdue University where he studied Industrial Technology. Michael began his career with M.E. Simpson Co., Inc. as a meter technician. He implemented the company's leak detection program which has now developed into the company's Water Loss Reduction and Water Distribution Evaluation Programs.

While working for the company, Michael developed many of the techniques used today by M.E. Simpson Co., Inc. personnel when performing water loss reduction programs and water distribution system evaluations. With that experience Michael taught these special techniques to several employees. Along with that experience Michael has completed classes, as well as given lectures on hydraulics that are specifically related to the Polcon® Flow Testing equipment.

As a dedicated member of numerous organizations, he has taught classes on water loss reduction and water distribution system evaluations throughout the United States. Michael has gained invaluable experience as he has been personally responsible for over 100 water loss control and water distribution evaluation programs. Currently, as CEO of M.E. Simpson Company, Inc., Michael oversees the company as a whole and manages all daily functions of all corporate and regional offices, its personnel and financial management.

Professional Certifications:

- ◆ 10/30 Hour OSHA Certified for General Industry
- ◆ American Red Cross First Aid and CPR with AED Certified
- ◆ American Traffic Safety Services Association Flagging Certified

Professional Associations:

- ◆ American Water Works Association (AWWA)
 - Manufacturers Associates Council – 2009 to present
 - Water Loss Control Committee – 2003 to present
- ◆ AZWater
 - Leadership Committee – 2009 to present
 - Tri-State Director – 2008 to present
 - Tri-State Treasurer – 2008 to present
 - Tri-State Exhibitor Chair – 2006 to 2008
- ◆ Illinois Section AWWA
 - MAC Committee – 2008 to present
 - Editor of Splash – 2001 to 2005
 - Chair of the Water for People Committee – 2003 to 2008
- ◆ Indiana Section AWWA
 - Chair of the Indiana Section – current
 - Chair of the MAC of Indiana – 2003 to 2008
 - Awarded the “Kenneth J. Miller Founders Award” for his outstanding volunteerism for Water For People. – 2002
 - Awarded the “Water Wheel Award” by the Indiana Section for his outstanding contributions to the water profession. – 2001
- ◆ California-Nevada, Michigan, Minnesota, Ohio, Ontario, Texas, Wisconsin Section's of AWWA
- ◆ Arizona, California, Illinois, Indiana, Nevada MEA's of WEF
- ◆ Arizona, Illinois, Indiana, Michigan, Minnesota, Ohio and Wisconsin Rural Water Associations

Experience:

Dan E. Hood has been with the company since October 1985. Dan is a graduate of Purdue University where he earned his Bachelor of Science in Industrial Technology. With his experience in Industrial Technology, Dan has implemented various computer programs which are used by M.E. Simpson Company for its services which are provided to water utilities. These various programs help to improve many aspects of evaluations of water distribution systems such as leak detection, fire hydrant flow testing, and valve exercising.

Along with his formal education at Purdue University, he has attended classes on hydraulics which are specifically related to the Polcon® Flow Testing equipment, completed workshops on hydraulic modeling and has been performing flow testing since 1988. With that experience Dan became instrumental in pioneering the development of our valve location and exercising programs, the development of our Polcon Pro-Valve® software, and has trained all of our personnel in this area. With his knowledge of computers and development of the Polcon Pro-Valve® software, Dan has spent extensive time and training on integrating data gathered into existing GIS systems.

Since the start of his tenure, Dan has gained extensive experience in meter evaluation, maintenance and installation. Dan has also completed numerous classes and lectures related to the operation and maintenance of water meters and taught these techniques to our employees who continue to use the techniques today.

As a dedicated member of numerous organizations he has devoted his time and taught Water Loss Reduction and Water Distribution System Improvement classes for the Indiana Section of the AWWA and the Indiana Department of Environmental Management. As president of M.E. Simpson Co., Inc., Dan is in charge of the Midwest operations. He oversees data collection and processing, and quality control company wide. He also provides technical assistance to all M.E. Simpson Co., Inc. personnel and customer/utility personnel.

Professional Certifications:

- ◆ 10/30 Hour OSHA Certified for General Industry
- ◆ American Red Cross First Aid and CPR with AED Certified
- ◆ American Traffic Safety Services Association Flagging Certified

Professional Associations:

- ◆ Illinois Section AWWA
- ◆ Indiana Section AWWA
Past Chair (2007)
Awarded the "Water Wheel Award" by the Indiana Section for his outstanding contributions to the water profession.
Recipient of the "Kenneth J. Miller – Founders Award" from Water-for-People for outstanding volunteer service.
- ◆ American Water Works Association (AWWA)
Serving Currently – Indiana Director on AWWA Board
Recipient of the "Ambassador", and the "Silver", and "Gold" Presidential Awards" from AWWA for membership recruitment.
Meter Madness Committee – member and past Co-Chair
Water Meter Standards Committee - member
- ◆ Indiana Rural Water Association
- ◆ Wisconsin Rural Water Association
- ◆ AZ Water
- ◆ Tri-State Seminar on the River
Serving Currently - Exhibitor Committee Chair
Recipient of the 2006 Outstanding Service Award.

Experience:

John H. Van Arsdel has been with M.E. Simpson Co., Inc. since May 1989. He graduated from Valparaiso University with a B.A. in Geography with an emphasis in Locational Evaluation and Research Design. He has completed water operators classes and seminars on Water Filtration and Distribution, Vulnerability Assessment Class for the Sandia Labs RAM-W method and the RAM-W "modified" for small to medium systems (*currently licensed to use the Sandia Labs RAM-W Method, and licensed to teach the RAM-W "modified" for small to medium water systems*), along with classes related to the operation and maintenance of water meters, system hydraulics specifically related to the Polcon® Flow Testing equipment, and backflow prevention.

John has over 21 years experience directing projects for water utilities concerning water loss prevention and audits, leak detection programs, meter evaluation and maintenance, flow testing using the Polcon® Flow Testing method (C-factors, pump curves, zone flow measurements), mainline valve assessments (location, exercising and mapping programs), and fire hydrant and main capacity flow testing programs. John has been responsible for the analysis, evaluation, and CAD updating of Water Distribution, Sanitary, and Storm Sewer Atlases using GPS locating. He developed the company's Unidirectional Main Flushing Program and Utility Atlas Updating Program. He has presented classes for continuing education credits for water operators for over fourteen years to several local and state Water Works Organizations on Water Loss Reduction including Water Audits, Leak Detection, Meter Testing and Flow Testing. At 2007 ACE, he presented a paper on "Best Management Practices for Distribution System Maintenance". At 2009 ACE, he presented a paper on "Unequal sized Meters in Parallel Settings". Since 2003, he has conducted classes on Vulnerability Assessments and Emergency Response Planning for water utilities as well as conducting several VA and ERP projects.

John has maintained an active role in several water works organizations including holding offices on various Boards of Directors. As Vice President of M.E. Simpson Co., Inc., John serves as the main point of contact for client development, business sales and customer relations for the Eastern U.S.

Professional Certifications:

- ◆ 10 Hour and 30 Hour OSHA Certified for General Industry
- ◆ American Red Cross First Aid and CPR with AED Certified
- ◆ American Traffic Safety Services Association Flagging Certified

Professional Associations:

- ◆ American Water Works Association (AWWA)
 - Chair, 2010-2012 Water Loss Control Committee
 - Apparent Water Loss Sub Committee
- ◆ Illinois Section AWWA
 - 2009, 2010 Board of Directors, Secretary/Treasurer
 - 2006-2009 Chair, Membership Committee
 - Education Committee, Water For People Committee, Water Efficiency Committee
- ◆ Indiana, Michigan, Wisconsin, North Carolina, South Carolina, Georgia, and Florida Sections AWWA
- ◆ Illinois Rural Water Association
- ◆ Wisconsin Rural Water Association
- ◆ North Suburban Water Works Association
 - 1999-2001 Past President, Past Vice President, Past Secretary
- ◆ West Shore Water Producers Association
- ◆ Water Environment Federation

Awards:

- ◆ 2006 and 2008 National AWWA Zenno Gorder Membership Award for recruitment
- ◆ 2006 and 2008 Diamond Pin for National AWWA membership



Randahl E. Lusk
Regional Manager
Dyer, Indiana

Experience:

Randy Lusk has been with the company since November 2000. He previously worked in the retail business. Randy has attended classes and lectures on the operation and maintenance of water meters. Randy has experience in valve location, exercising and mapping, and the use of state of the art leak detection equipment. He is experienced in the operation and maintenance of water meters, fire hydrant and main capacity flow testing, and the operation of our Polcon® Flow Testing equipment.

Professional Certifications:

- ◆ 10 Hour OSHA Certified for General Industry
- ◆ American Red Cross First Aid and CPR with AED Certified
- ◆ American Traffic Safety Services Association Flagging Certified
- ◆ Extensive traffic control training
- ◆ Extensive confined space training

Professional Associations:

- ◆ South Suburban Water Works Association
 - Past President
 - Sergeant of Arms
 - Secretary of the South Suburban Water Works Association
- ◆ Illinois Section AWWA
 - Member of the Tops Ops Committee
 - Member of the Young Professionals
- ◆ Indiana Section AWWA



Jerry D. Reiling
Field Services Manager
Dyer, Indiana

Experience:

Jerry Reiling has been with the company since May 1996. He is a graduate of Purdue University with a B.A. in Physical Education. Jerry previously worked in both the environmental services industries and HVAC for 10 years. He has completed classes and attended lectures on the operation and maintenance of water meters. Jerry is experienced in the following: the operation and maintenance of water meters; valve location, exercising and mapping; use of state of the art leak detection equipment, and the operation of our Polcon® Flow Testing equipment.

Professional Certifications:

- ◆ 10 Hour OSHA Certified for General Industry
- ◆ American Red Cross First Aid and CPR with AED Certified
- ◆ American Traffic Safety Services Association Flagging Certified
- ◆ Extensive traffic control training
- ◆ Extensive confined space training



Sandison J. Petretta
Project Leader
Dyer, Indiana

Experience:

Sandison Petretta has been with the company since July of 2000. He previously worked in the commercial painting industry. Sandison has attended numerous classes and lectures related to the operation, maintenance, and installation of water meters, and completed classes in plumbing. Sandison has experience in the following; maintenance and installation of water meters; valve location, exercising and mapping; fire hydrant and main capacity flow testing; and the use of state of the art leak detection equipment. He is also experienced in the use of all of our Polcon® Flow Testing equipment.

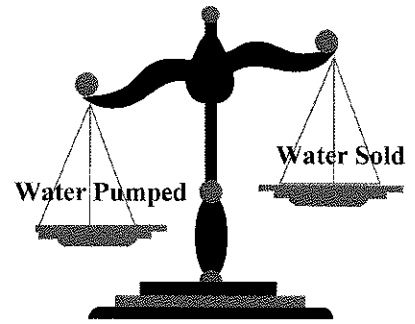
Professional Certifications:

- ◆ 10 Hour OSHA Certified for General Industry
- ◆ American Red Cross First Aid and CPR with AED Certified
- ◆ American Traffic Safety Services Association Flagging Certified
- ◆ Extensive traffic control training
- ◆ Extensive confined space training

PROJECT UNDERSTANDING AND APPROACH

M.E. Simpson Co., Inc.'s philosophy behind water distribution system fire hydrant flow testing services as incorporated in this work plan is to provide the Utility the following benefits:

- ◆ Conserve freshwater resources by reducing the amount of water used through proper hydrant flushing/flow testing
- ◆ Conserve energy and reducing treatment costs by reducing pumpage
- ◆ Help in monitoring potential system operation and maintenance problems
- ◆ Promote proper accounting and financial reporting (GASB 34)
- ◆ Reduce the risk of water shortage and customer hardship by insuring hydrants work when needed
- ◆ Ensure a sound and reliable water service for customers of the Utility



A number of items uniquely qualify M.E. Simpson Co., Inc. in performing this hydrant fire flow testing and audit program. The Project Team's extensive practical experience in fire flow methodology coupled with other extensive Water Distribution System Assessment Programs experience such as Water Audits, Valve Assessments, Unidirectional Water Main Flushing and Distribution System Leakage Assessments, will allow for a thorough examination of the Distribution system's fire hydrants to help assess fire flows and hydrant conditions in the distribution system. From start up to completion, our firm is committed to furnishing a quality service in a timely manner.

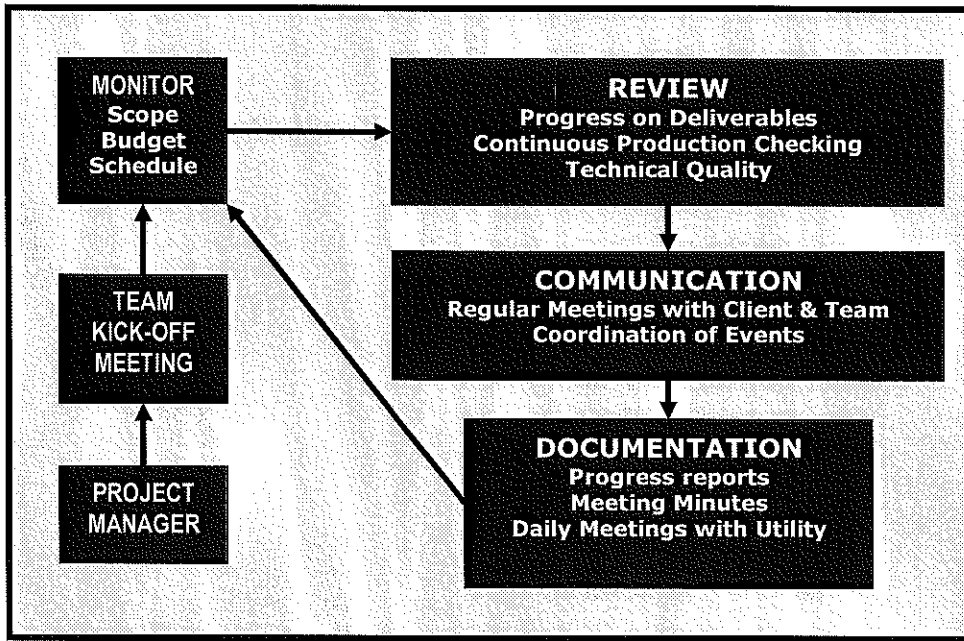
Project Management Approach

M.E. Simpson Co., Inc.'s project management approach is what leads to our proven track record to complete projects on time and within the budget established. Based on our past experience, we have developed a project approach that will insure the Utility of effective communication throughout this project.

Our project management system establishes - the single project manager - who has the responsibility and authority to act on behalf of M.E. Simpson Co., Inc. This project manager will stay with the project from beginning to the successful completion. The project manager's specific responsibilities include:

- ◆ Coordination of all activities in this project
- ◆ Establishing key decisions and review milestones during this project
- ◆ Preparing an initial project development plan identifying the schedule of work tasks and key personnel to perform the work in the field to meet the milestones and objectives
- ◆ Coordinate communications and meetings with the Utility as needed or required to review technical concepts and alternatives, soliciting staff input and coordinating activities with the project team
- ◆ Prepare periodic reports as needed and meet with the Utility on a regular basis summarizing project scheduling, progress and maintaining the project within the budget stipulated
- ◆ Oversee the execution and development of the project deliverables

PROJECT UNDERSTANDING AND APPROACH



Project management remains an important activity during the course of the project and does not stop with the project manager. Each project team deployed into the field is dedicated to providing the best leak survey coverage that can be attained using the state of the art leak detection equipment, tools, field experience and knowledge. Each field team will be made up of two experienced distribution system technicians that also have been cross trained in other disciplines of water distribution system field maintenance such as distribution system flow testing, valve exercising and locational assessments, and Unidirectional water main flushing, as well as water loss control such as water meter assessments (residential, commercial, wholesale, and production meters). It is this combination of experience and knowledge that has helped shape our approach to fire flow testing and hydrant assessments in distribution systems because the technicians have the capacity to make on the spot decisions regarding any fine tuning of the fire hydrant program while in the field. They will maintain constant communication with the Utility and the project manager regarding their daily progress as well as any major issues needing immediate attention and discussion.

M.E. Simpson Co., Inc. believes the selection of our team to perform this hydrant assessment will provide the Utility with exceptional experience, sound decision making, and a level of service providing the following advantages:

- ◆ A professional hydrant assessment team with a specialized expertise in fire flow testing, hydrant audits and Unidirectional water main flushing
- ◆ An experienced team with the capacity to provide the highest quality work for the Utility
- ◆ A project approach that incorporates interim reporting and continuous input opportunities
- ◆ Innovative proven analysis techniques developed from the completion of several similar sized hydrant flow testing projects that sought the same scope and results as this project

PROJECT UNDERSTANDING AND APPROACH

Project Quality Assurance/Quality Control

Quality is of the utmost importance to M.E. Simpson Co., Inc. – not merely because of the Utility's and other client's requirements, but because it is vital to our continued success and viability. Quality management and services bring to all of us the rewards of jobs well done, satisfied Utility staff, and successful projects.

M.E. Simpson Co., Inc.'s QA/QC program is built around several key elements of M.E. Simpson Co., Inc.'s mission and values which consist of:

- ◆ Maintaining a reputation for quality performance
- ◆ Client satisfaction
- ◆ Continuous process improvement
- ◆ Open communication with the field staff and the Utility
- ◆ Team Work

The QA/QC plan for this project is very simple. No work will leave M.E. Simpson Co., Inc. until it has been verified that all the requirements and objectives of the project as well as the requirements of the project QA/QC managers have been met. During the course of the project, the project manager and/or the QA/QC manager will meet with the Utility to ensure that the work product is technically correct, but also meets the needs and expectations of the Utility.

M.E. Simpson Co., Inc.'s professional services are grounded in sound principles that meet the tests of time from past successes of hundreds of water loss projects and will satisfy the quality requirements of the Scope of Service. Each member of the project team will have a thorough understanding of the project objectives. They will apply sound methodology and principles, and are expected to produce quality, accurate and complete documents. The QA/QC procedure has been developed and implemented based on tried and proven methodologies. The prevention of poor quality service is based on four sound principles:

- ◆ Quality management of the project by using experienced personnel committed to excellence.
- ◆ Conformance to requirements by being knowledgeable of all local conditions in the field and keeping abreast of new cutting edge leak detection methods.
- ◆ Prevention of rework and errors by using teamwork in the field, cross checking the procedure every step of the way, and having data entry staff knowledgeable in all aspects of leak detection projects.
- ◆ Quality is built in - not added on. The project management and field staff have shown that a quality service is produced when the project tasks are properly sequenced and carried out to the final termination of the program using the built in system of checks and balances.



PROJECT UNDERSTANDING AND APPROACH

Equipment to be used

The following equipment will be used for Hydrant Flow Testing work during the Hydrant Testing Program for the Utility. All material listed will be on the job site at all times.

- ◆ **Hose monster® hydrant diffuser with built in pitot gauges.**
- ◆ **Pollard Hydrant diffusers with built in pitot gauges.**
- ◆ **2-1/2" manually operated gate valves for the hydrant ports.**
- ◆ **Standard Hydrant wrenches (no extensions).**
- ◆ **FCS S-30 or "L-Mic" electronically enhanced listening device to listen for leakage and hydrants not fully closed. These devices are manufactured by Fluid Conservation Services as primary listening devices for detecting leaks in water systems.**
- ◆ **Food grade grease for port and cap lubrication if requested.**
- ◆ **Calibrated Static/Residual Pressure Gauges**
- ◆ **Truck mounted Arrow Board/Signage, and warning lights on trucks.**

Project Field Approach

The **FIRE HYDRANT FLOW TEST PROGRAM** is conducted in the field by our technicians M.E. Simpson Co., Inc. will operate and flow all designated fire hydrants in the system in accordance with AWWA standards (American Water Works Association Manual M-17, "Installation, Field Testing and Maintenance of Fire Hydrants"), NFPA 25, and the NFPA chapter 291 for "Flow Testing of Fire Hydrants". The important operation, location and flow test details of the hydrant tests will be noted and compiled on our "Fire Hydrant Flow Test Report" and submitted to your office for your permanent records.

Fire Flow Testing

The Project team will set up the flow testing program in such a way that hydrants are operated near the water source first, then the team will move away from the water source in an organized manor to keep water discoloration and distribution disturbances to a minimum. The "flush" hydrant shall be downstream of the "residual" hydrant, thus insuring proper residual readings for full potential fire flow (re: AWWA M-17 manual, page 41).

There are a few items for consideration that the field crew will need to take into account during the flow tests. The following will be considered because without these considerations, fire flow results may be different at different times of day.

- ◆ *Water main sizes* - different pipe sizes affect the amount of potential fire flow available at any given location. Pipe sizes also will affect the physical layout and progress of the flow testing program.

PROJECT UNDERSTANDING AND APPROACH

- ◆ *Water pressure on the pipe* – this is dependent on such issues as amount of water in the elevated storage tanks, variable speed pumps, number of pumps on line at any given moment, and local demand in areas of the distribution system at the time of the tests.
- ◆ *Flow velocity in the pipe* - water moving through the pipe can be affected by water main C- factors, partially closed or fully closed valves. This can also have a major impact on the correct calculation of the potential available fire flow.

The success of this program will be dependent upon reviewing all available data regarding the operation of the distribution system. The following will need to be gathered; all as-built drawings of the water distribution system, all original atlases, all books, field cards, notes, computer copies of the distribution system, and valve cards, hydrant cards and a copy of a digital map of the Utility, if available. Additionally, other records such as amounts pumped into the system may need to be reviewed. The field verification of hydrant conditions and fire flow data and associated locations, along with the records being reviewed, shall yield updated fire flow performance and location records of the Utility's fire hydrants as well as supplying valuable information regarding the general condition of the distribution system.



An organized field approach to this Hydrant Assessment project will include the following:

- ◆ **Introduce and maintain an interactive role** with the Utility Staff for the Hydrant Assessment and Flow Testing Program. Conduct short interviews with staff about particulars of the distribution system such as problem areas prone to poor fire flow, age of pipe, pressure problems in the distribution system. This will allow for a greater understanding of how the distribution system is functioning allowing priorities to be assigned to particular segments of the work
- ◆ **Divide areas of the distribution system** into geographic areas that can be flow tested in progression and problems identified in an orderly fashion. This would include setting a schedule and maintaining a level of Field Staffing that will insure completion of the fire flow testing and hydrant assessments within the schedule and budget allotted. This will require all maps of the distribution system to be examined during the course of the planning sessions to formulate a workable plan of action
- ◆ **Perform fire flow testing and hydrant assessments on the distribution system** and document all test results, hydrant assessments in a manner that will allow a prioritized list of maintenance items to be pursued according to the described "Scope of Work"

PROJECT UNDERSTANDING AND APPROACH

- ◆ **Identify and locate** all hydrants in a manner that will allow their positions to be known and readily re-creatable by Utility personnel upon demand
- ◆ **Document** each fire flow test and individual hydrant data to such an extent as to provide information characteristic to each specific attribute as defined by the Utility
- ◆ **Provide constant communication** with the Utility staff so hydrants with issues can be addressed in a timely manner
- ◆ **Provide instruction and council to Utility staff** during the course of the fire flow testing and hydrant assessments so once the program is concluded, the Utility staff will have a complete understanding of all the parameters of conducting fire flow testing and hydrant assessments with the established goal of reducing the amount of maintenance required for the fire hydrants while providing up to date data for the Utility for each and every hydrant
- ◆ **Provide daily reporting** during the course of the project as well as a final report indicating all the pertinent details regarding the hydrant assessment program.
- ◆ **Provide recommendations for future fire flow testing and hydrant assessments programs** such as a methodology and frequency for fire flow testing the distribution system



SCOPE OF SERVICE

intent to flow test hydrants in a particular area that may require after hours work or nighttime work. This is so the Utility can plan for the area to be worked in, give notification to the Police department, as well as other Public Works Divisions as to the activity that will take place.

- ◆ **M.E. Simpson Co., Inc. can provide the Utility an informational letter** briefly explaining the fire hydrant flow-testing program to include with the customer's normal water bill. Frequently, special mailings are used for customer notification. If you choose a special mailing, the City will be responsible for the postage and printing costs.
- ◆ **M.E. Simpson Co., Inc. can issue a press release** to briefly explain the fire hydrant flow-testing program and the areas effected. The press releases can be sent to; local newspapers, local radio stations and the Cable Company. This type of customer notification can greatly reduce the number of customer complaints about dirty water.
- ◆ **All of the fire hydrants will be recorded on the water atlas and assigned numbers**, using your existing numbering system or by creating a numbering system for you, prior to the development of the fire hydrant flow-testing program. This data is critical to establishing an effective and water conserving fire hydrant flow-testing program.
- ◆ **All of the pertinent information for each fire hydrant** that is flow-tested will be documented. This data is critical to establishing an ongoing flow-testing and maintenance program. The following is a list of the information gathered.
 - **If requested, all Fire Hydrant caps will be greased for ease of operation**
 - **Fire Hydrant nozzle size used for each test will be recorded**
 - **Residual Pressure will be recorded for each Fire Hydrant tested**
 - **Static Pressure will be recorded for each Fire Hydrant**
 - **Flow, GPM (Gallons Per Minute), will be recorded for each Fire Hydrant flowed**
 - **The amount of time it takes to flush each Fire Hydrant will be recorded. An estimate will be made of the amount of water used during the operation of each Fire Hydrant test**
 - **Fire Hydrants that are in need of repair, painting, color coding, or have operation defects will be noted with an estimate of repairs needed to make the hydrant operational.**
 - **The date tested and technicians operating the Fire Hydrant will be recorded.**
 - **The Fire Hydrant address or location will be recorded.**
- ◆ The Project team will set up the flow testing program in such a way that hydrants are operated near the water source first, then the team will move away from the water source in an organized manor to keep water discoloration and distribution disturbances to a minimum. The "flush" hydrant shall be downstream of the "residual" hydrant, thus insuring proper residual readings for full potential fire flow (re: AWWA M-17 manual, page 41).
- ◆ **Fire hose and deflection tubes will be utilized**, as required, to direct flushing water away from traffic, pedestrians, underground Utility vaults, and private property.
- ◆ **Pressure gauges are used to determine the residual pressure** during the flow-testing process while insuring that the distribution system pressure remains above 20 psi. Any incidents of the distribution system being unable to supply a residual of 20 psi in the surrounding area will be brought to the immediate attention of the Utility Superintendent.

SCOPE OF SERVICE

- ◆ After the Fire Hydrant has been flushed, **M.E. Simpson Co., Inc. will verify that the hydrant is seated and is draining properly.** We will also check the Fire Hydrant with a FCS S30 or L-Mic electronic listening device to ensure that the hydrant is not leaking. A majority of fire hydrant leaks go un-noticed because they are small leaks draining out through the drain holes at the base of the hydrant. Using the S30 or L-Mic will help eliminate this type of leakage.
- ◆ **All pressure gauges used in the field will undergo daily testing against a "standard" gauge to insure the field gauges are accurate during the flow-testing project.** Any gauges that are found to not be within acceptable limits will be replaced with gauges that are within accepted standards. This will insure the observed static and residual pressures are accurate and reliable.

Fire Hydrant Operation, Flow-Testing and Flushing

M.E. Simpson Co., Inc. takes great care when operating, flow-testing and flushing the customer's fire hydrants in their water distribution system.

Even with our years of proven experience in water system operations problems occasionally occur. Any valves or fire hydrants that break or fail during the flushing and flow-testing program will be repaired or replaced at the expense of the water Utility. M.E. Simpson Co., Inc. cannot be held responsible for possible valve or hydrant failures during their operation. M.E. Simpson Co., Inc. cannot be held responsible for damage done to the water system during fire hydrant flushing and flow testing, such as water leaks, discolored water and turbidity that can possibly occur during the flushing process. M.E. Simpson Co., Inc. cannot be held responsible for possible damage to the water utilities' individual water customer.



SCOPE OF SERVICE

Utility Observations

The M.E. Simpson Co., Inc. Project Team will welcome having staff of the Utility observe field procedures while the flushing program is in progress. They will be happy to explain and demonstrate the equipment and techniques that are employed by M.E. Simpson Co., Inc. for calculations of fire flows. This may be useful for the staff of the Utility in understanding the parameters of hydrant flow testing, especially during an emergency such as a fire where proper flow is needed for the fire department.

FINAL REPORTS, DOCUMENTATIONS and COMMUNICATIONS

“Effective Communication ...
Accurate Documentation...
Insuring the success for the
Hydrant Flow Testing
Program”

M.E. Simpson Co., Inc. will perform the following:

- ◆ Project Team will **meet daily** with assigned Utility personnel to go over areas of flow testing for prior workdays and plan current day and next two days' areas to flow test.
- ◆ At the end of each day, or as requested, a list of any broken or inoperable valves or hydrants will be turned in.
- ◆ Each step of the fire hydrant flow-testing program will be identified and the hydrants used for each flow-test will be documented in a fire hydrant flow-testing report.
- ◆ **Maintain a progression map to be included with the final report** of the project indicating areas flow tested and areas that have been tagged for flow testing.
- ◆ **The Utility will be provided with flow information in Pro-Hydrant®** an online fire hydrant database or Microsoft Access 2000 or 2003. This documentation allows for the flow-testing program to be repeated at a later date. This software program is designed to be a complete system for your Utility to establish an effective fire hydrant flow testing, flushing and maintenance program. The software provides an inventory record system, hydrant maintenance and scheduling. The software includes a complete hydrant flow-testing program for calculating flow test results. Pro-Hydrant® is a hydrant record database (ODBC). **This data will be available “online” to the Utility with the appropriate password and login name. The data will be maintained offsite at a secure location.**

M.E. Simpson Co., Inc. can also provide the Polcon Pro-Hydrant®, software driven hydrant database, that has the abilities to access and reproduce and edit all aforementioned hydrant location and flow testing information. This program will have the capability to generate upon demand:

- ◆ The individual Hydrant Flow Test reports that includes the flow test data, static pressure and residual pressure, and potential flow at 20psi.
- ◆ A summary listing of all Hydrants with identified defects.
- ◆ A complete listing of all Hydrants by numerical or indexed order.
- ◆ A complete listing of all Hydrants by alphabetically reference to street and cross street names.
- ◆ All pertinent information such as port size, number of ports, flow test results, general condition of the hydrant, and color coding for the **NFPA rating**.
- ◆ Hydrant location will be documented from existing landmarks and will be a part of each Hydrant record.

SCOPE OF SERVICE

There is no subscription fee to be assessed to the Utility for this software use.

- ◆ **Information collected by M.E. Simpson Co., Inc. during the Hydrant Flow Testing program and any other information provided by the Utility shall be regarded as CONFIDENTIAL and will not be shared without permission from the Utility.**
- ◆ Develop a **Flow Testing log** of activity to be included with the final report that will include the following;
 - 1.) Type of problems observed**
 - 2.) Location of same for problems discovered**
 - 3.) Total estimated water used (to be included on each flow test result)**
 - 4.) Mapping errors on the water atlas**
- ◆ **Prepare the final report** at the completion of the project which will include all hydrant flow testing reports, other problems found in the system during the course of flow testing that need the attention of the Water Utility. This final report shall be made available for submission to the Water Department within twenty (20) work days of the completion of the fieldwork.

ASSUMPTIONS AND SERVICES PROVIDED BY THE UTILITY

- ◆ The *Utility* will furnish all maps, atlases, (two copies) and records necessary to properly conduct the flow testing program.
- ◆ The *Utility* will make available, on a reasonable but periodic basis, certain personnel with a working knowledge of the water system who may be helpful with general information about the water system. This person will not need to assist the Project Team on a full time basis, but only on an "as needed" basis.
- ◆ The Utility will supply information regarding pressure zone boundary valves, and any other information that may make the job of flow testing easier to perform.
- ◆ The Utility will assist, if needed, to help gain entry into sites that may be difficult to enter due to security issues or other concerns.

HYDRANTS TO BE INVENTORIED AND TESTED

Approximately 950 fire hydrants will be inventoried and fire flow tested for the Utility out of the estimated 2600 hydrants contained in the distribution system. This will include all fire hydrants designated by the Utility. Requests to inventory and test other hydrants not listed will be agreed upon by M.E. Simpson Co. Inc. and the Utility prior to any further testing.

SCOPE OF SERVICE



Safety is a major part of any project. M.E. Simpson Co., Inc. always provides a safe work environment for its employees. **Our staff is trained in General Industry OSHA rules, Confined Space Entry & Self-Rescue, CPR, and Traffic Control.** While in the field on your project, M.E. Simpson Company and its employees will follow all of the necessary safety procedures to protect themselves, your staff and the general public.

M.E. Simpson Co., Inc. uses Two-Man Teams for Safety and Quality Assurance.

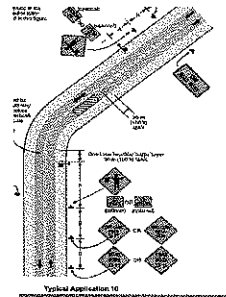
The use of a "one person" fire flow testing and hydrant assessment team is dangerous and impractical where water mains run under roadways and hydrants are close to traffic. It would be a dangerous precedent to allow a "one-person" team to access hydrants located near the roadway, park a vehicle nearby and flow test the hydrant and at the same time try to control traffic flow at that person's location in the street.

Therefore M.E. Simpson Co., Inc. adheres to the following:

- ✚ The Project Manager and the Field Manager will be trained in accordance with OSHA Standard 1910 (General Industry) and be in possession of an **OSHA 30 Hour Card.**
- ✚ Any work located in a "**confined space**" such as pit and vault installations that **require entry** will be treated in accordance with the safety rules regarding **Confined Space Entry, designated by the Utility, The Department of Labor and OSHA.**
 - All personnel are **trained and certified** in Confined Space Entry & Self-Rescue.
- ✚ We will follow all safety rules regarding **First Responder First Aid & CPR, designated by the Utility, The Department of Labor and OSHA.**
 - All personnel are **trained and certified** in First Responder First Aid & CPR.
- ✚ We will follow all **traffic safety rules, designated by the Utility, The Department of Labor, OSHA, and the Illinois Department of Transportation (per MUTCD).**
 - All personnel are **trained and certified**, by the **AMERICAN TRAFFIC SAFETY SERVICES ASSOCIATION (ATSSA)** in Traffic Control and Safety.



ATSSA Certified
Traffic Control Personnel



Work Zone Safety Plans
will be used

Current documentations of safety training and certifications can be provided for all project personnel for the Utility upon request. These certifications are current and up to date for all project personnel.

PROPOSED SCHEDULE

Proposal due: February 8, 2011, 2:30 pm

Notice To Proceed: Assume March, 2011

Provide Insurance Certificate naming the Village as additionally insured:
Within 13 calendar days after "Notice to Proceed".

Kick Off Meeting and Commencement of work: Within 14 days of "Notice to Proceed" or as agreed upon between the Utility and M.E. Simpson to meet with Utility staff to go over project goals and objectives. Field work will begin the same day or agreed upon by the Utility and M.E. Simpson Co., Inc.

Fieldwork to be completed and documented: Field work will be started no later than March 28, 2010 or as agreed upon by the Utility and M.E. Simpson Co., Inc. Assume one (2 person crew), 30 – 36 days in the field for completion of field work for the hydrant flow testing. The flow testing will not be performed between May 15, 2011, and September 15, 2011, because this is a water conservation period the Village. If necessary, field work will be completed after September 15, 2010 if unable to be completed by May 15, 2010. Additional flow testing work beyond the original 950 hydrants will be based on per unit fee and may cause a shift in the completion date.

Daily Work Hours

Normal "on site" daily work hours will be 7:00 AM to 3:30 PM. Any work that needs to be performed outside the normal work hours will be discussed with the Water Superintendent at least 24 hours in advance.

Daily Reporting: The Field staff will meet with assigned Utility staff daily or as needed and determined by the assigned Utility Manager. Hydrants needing immediate attention will be documented and submitted immediately for the Utility's attention. Minor repairs (such as hydrants that function but need painting, gaskets, leaks, etc) will be reported daily for scheduling of repair. Copies of hydrant sheets where hydrants need moderate to severe repair will be turned in to assigned Utility Manager daily or as agreed upon by, prioritized by severity.

Final Reports: The final summary report will be available 20 work days after field work has been completed for the program. This report will have all the hydrant sheets printed and flow data compiled during the course of the project. The hydrant database will be available on line as well, or on a disc if requested.

PROPSOAL FEE

February 8, 2011

M.E. Simpson Co., Inc. is pleased to present our "Proposal" for a Hydrant Flow Testing Program for the Village of Downers Grove, Illinois. The Hydrant Flow Testing Program will be conducted on approximately **950** fire hydrants in the Utility's water distribution system. M.E. Simpson Co., Inc. will perform this flow testing program with one of our two man teams, with all necessary equipment, described within this document, furnished by M.E. Simpson Co., Inc. All procedures will be followed as described within this document. All travel, lodging and meals are included in the proposal price. The program will also include a complete individual hydrant flow test report, contained in our Polcon® Pro-Hydrant database available on line and a final comprehensive report.

A Fire Hydrant Flow Testing Program:

Approximately **950** hydrants

\$45.00 each hydrant ----- \$42,750.00

*Additional hydrants to be flow tested beyond the original above estimate will be invoiced at a per unit cost.

We thank you for this opportunity to acquaint you with our Fire Hydrant Flow Testing services and offer this proposal. If you have further inquiries or you wish to discuss our service in more detail, do not hesitate to call us.

Sincerely Yours,



John H. Van Arsdel
Vice President
JHV/jph



www.mesimpson.com

3406 Enterprise Avenue
Valparaiso, IN 46383

Phone: (800) 255-1521
Fax: (888) 531-2444

November 18, 2009

Mr. Michael Bengtson
Asst. Director of Utilities
City of Bloomington Utilities
1969 S. Henderson
Bloomington, IN 47401

Dear Mr. Michael Bengtson,

M.E. Simpson Co., Inc. is pleased to submit this report on the fire hydrant flow testing project for the City of Bloomington Utilities, conducted by our crews between June 29, 2009 and October 9, 2009. Fire-flow tests are conducted to determine pressure and flow-producing capabilities at any location within the distribution system. Primarily, the tests determine how much water is available for fighting fires; however, the tests also serve as a way to determine the general condition of the distribution system. The tests can point to an area of the distribution system that may have lower flow-carrying capacities due to tuberculation of the pipes or perhaps a closed valve. The testing also allows inspection and maintenance to occur on a regular basis.

Procedure

M.E. Simpson Co., Inc. has been contracted to fire flow test approximately one thousand four hundred eighty-two (1,482) hydrants. The logistics behind fire flow testing this number of hydrants are quite extensive. The planning, cooperation and communication between the City of Bloomington Utilities and M.E. Simpson Co., Inc. was an ongoing process throughout the project. The first step in this project was to determine the area that the flow testing would occur and to plan the hydrant by hydrant progression throughout this area. Next, the public was notified of the areas that would be tested. The utility and local fire departments were also informed of these areas. Flow testing was generally performed between 8:00 a.m. and 4:00 p.m.

Area of Flow Testing

The basic method of progression was to flow test the hydrants from the water sources (pump stations, reservoirs, etc.) outwards into the system. Flow testing started at the largest supply main toward the smaller water mains. This was to allow any discolored water to be flushed out of the flow hydrants in the most efficient manner. Also considered in this process was the fact that different pressure zones were involved. Each zone had to be flowed separately from the others.

Public Notification

Public notification can greatly reduce the number of customer complaints regarding dirty water. M.E. Simpson Co., Inc. used a three-fold approach to public notification. First, on Mondays an ad was placed in the Herald Times notifying residents of the general area of testing for that week. Second, approximately one day before testing was to occur a daily press release was sent out to the Herald Times, WBWB, and WTTS/WGTC. Third, the day before testing was to occur, the field crew would place door tag notifications in the area that they would be working in the next day. These tags included test dates and warnings regarding doing laundry on the test date. The tags also had M.E. Simpson Co., Inc.'s toll free number and instructions to call us with questions that were concerning the hydrant testing. M.E. Simpson Co., Inc. logged very few calls during the testing program from customers of Bloomington Utilities. Most of the calls were simple questions regarding a specific time that the crew would be in the area.

Utility/Fire Department Notification

Department notification took place before the flow testing was to occur. Broken hydrants and maintenance problems were reported as soon as possible to the control center so appropriate corrections could be made.

Testing Procedure

Three pieces of information are needed for testing a fire hydrant and the calculation of fire flow. The testing requires static pressure at the test hydrant, flow rate at the flow hydrant, and residual pressure at the test hydrant taken while the flow hydrant is flowing.

Before the static pressure can be obtained the test hydrant is inspected for safety (loose ports, caps and bolts etc.). A port cap is then removed and the hydrant is flushed to remove any debris in the hydrant, hydrant leg or water main in the area and then the hydrant is shut down. A pressure gauge is attached to the port and the hydrant is charged. A static pressure reading is then taken and recorded.

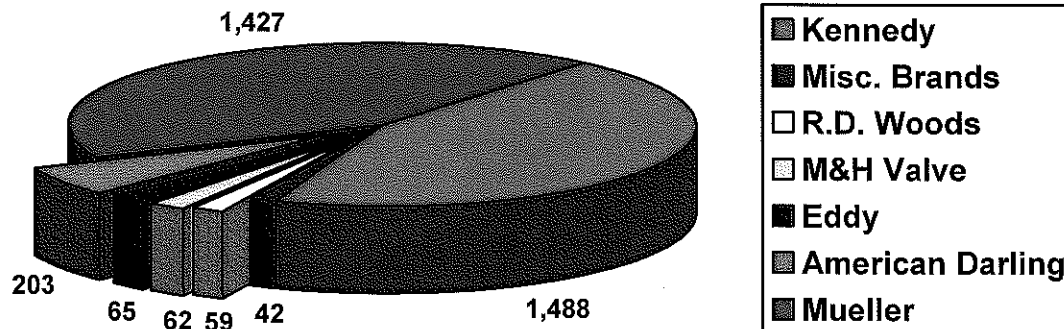
A flow hydrant is chosen in an area that will be both effective and safe. The flow hydrant chosen was always on the down stream side of the hydrants being tested. This resulted in some of hydrants being flowed and inspected only. When the technician at the test hydrant is ready he signals the technician at the flow hydrant to begin flowing. The flow hydrant technician then reports the flow readings to the test hydrant technician and the information is recorded.

While the flow hydrant is flowing, the test hydrant technician takes a residual pressure reading from the gauge on the test hydrant. This information is recorded and the test technician signals the flow hydrant technician to shut down the flow hydrant. The hydrant was then lubricated and grease was applied to all the port caps. The fire hydrant was then checked with a FCS S30 electronic listening device to ensure that the hydrant was not leaking.

This procedure is followed on all the hydrants unless there are maintenance or logistic problems that cannot be dealt with in the field at the time of the test. All the information is then brought to M.E. Simpson Co., Inc.'s office and entered into the Pro-Hydrant® database to be analyzed and documented.

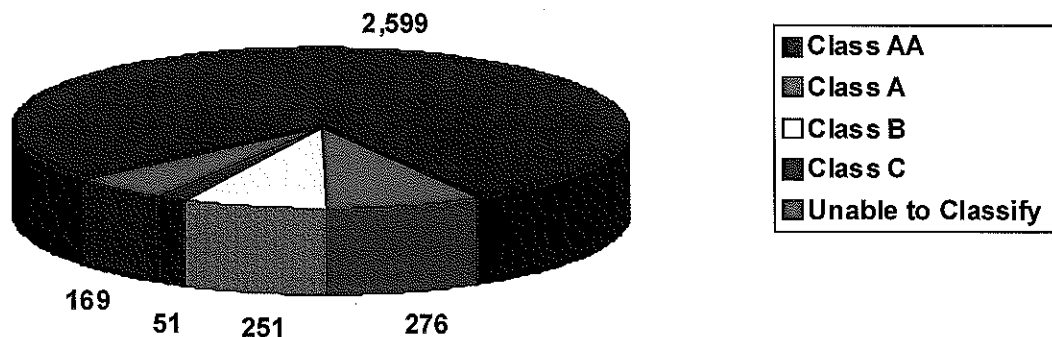
Fire Hydrant Flow Testing Results

M.E. Simpson Co., Inc. located and inspected one thousand four hundred eighty-two (1,482) hydrants for the City of Bloomington Utilities. The brands of hydrants in the city varied greatly. Of all 3,346 hydrants in the city, 1,488 (44%) are Kennedy hydrants. 1,427 (42%) are Mueller hydrants. 203 (6%) are American Darling hydrants. 65 (2%) are Eddy hydrants. 62 (2%) are M&H Valve Co. hydrants. 59 (1%) are R.D. Woods hydrants. 15 (less than 1%) are American Darling hydrants. 9 (less than 1%) are American AVK hydrants. 4 (less than 1%) are American Foundry hydrants. 2 (less than 1%) are Traverse City hydrants. 2 (less than 1%) are Clow hydrants. 2 (less than 1%) are Dresser hydrants. 2 (less than 1%) are Iowa hydrants. 1 (less than 1%) is an Anniston hydrant. 5 (less than 1%) hydrant brands could not be identified.

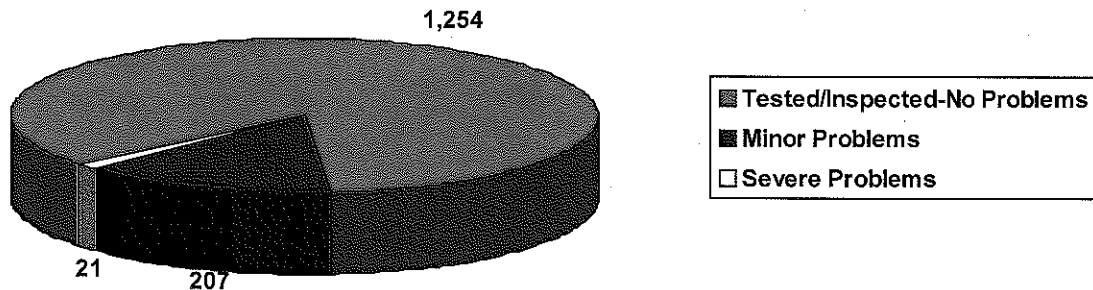


The National Fire Protection Association (NFPA) uses flow capacity to classify hydrants. Any hydrant with a rated capacity of 1,500 GPM or greater is classified "AA" (color - Blue). Any hydrant with a rated capacity of between 1,000 and 1,499 GPM is classified "A" (color - Green). Any hydrant with a rated capacity of between 500 and 999 GPM is classified "B" (color - Yellow). Any hydrant with a rated capacity less than 500 GPM is classified "C" (color - Red).

Three thousand one hundred seventy-seven (3,177) hydrants are classified following the 2009 Hydrant Flow Program. Two thousand five hundred ninety-nine (2,599) that were classified are classified "AA". Two hundred seventy-six (276) are classified "A". Two hundred fifty-one (251) are classified "B". Fifty-one (51) are classified "C". One hundred sixty-nine (169) were not classified for various reasons, including hydrants with problems or they could be dead end hydrants.



One of the most important outcomes of the testing program are the problems that are found with hydrants that in some cases could be dangerous. The problems that should be corrected first are on the Unusable-Severe Problem hydrants. If a hydrant cannot be opened or a pumper port cap cannot be removed that hydrant would be classified unusable. Some problems are easily correctable and not as serious as others, these hydrants are Usable-Minor Problems. Two hundred seven (207) hydrants were categorized as Usable-Minor Problems. Twenty-one (21) hydrants were classified as being Severe/Unusable.



There were eleven (11) instances of the distribution system being unable to supply a residual pressure of 20 psi or great in the surrounding area during a test. This situation could have occurred because of tuberculation in the water mains, a closed valve or because of an inadequate water supply.

Another piece of information that is recorded during the flow test is the length of time the flow hydrant was flowed. This time is then multiplied by the flow rate to get an estimated amount of water used for the flow test. The amount of water used on any individual test is recorded on that test sheet. On average approximately 15,959 gallons of water per day was used to flow test the hydrants. The total amount of water used for this project is estimated at 702,204 gallons.

Conclusion and Recommendations

The 2009 Fire Hydrant Flow Test Program has provided the City of Bloomington Utilities with extremely important information regarding their fire hydrants. Three thousand one hundred seventy-seven (3,177) were able to be given NFPA classifications and colors following the 2009 project. One hundred sixty-nine (169) hydrants in the system were not testable and/or were not able to be given a NFPA classification because some had problems and others were located at the dead-end of water mains. The hydrants were all inspected and lubricated and the threads of the ports had grease applied.

Twenty-one (21) hydrants were reported as Unusable-Severe Problem. Two hundred seven (207) hydrants were reported as Usable-Minor Problem. Because these problems were reported as they were found, a comparison should be made between the Problem lists and what has already been fixed. We recommend the proper repairs be made to the problem hydrants and the information be updated in the Pro-Hydrant® database.

The 2009 Fire Hydrant Flow Test Program had very few logistical or public relation problems and the overall procedure was extremely successful. We thank you for the opportunity to provide the City of Bloomington Utilities with this service and we look forward to continuing the Program in the upcoming years. If you have any questions regarding this report or any other portion of the project please don't hesitate to call.

Sincerely Yours,

Jeffrey A. Morris
Vice President
JAM/jph

City of Bloomington Utilities

Numerical Index

Hydrant Number	Address	Cross Street
1	Dunn Street (N)	9th Street (E)
2	Rogers Street (S)	Prospect Street (W)
3	Dunn Street (N)	7th Street (E)
5	Grant Street (N)	10th Street (E)
6	Grant Street (N)	7th Street (E)
8	Grant Street (N)	4th Street (E)
9	Lincoln Street (N)	9th Street (E)
10	Lincoln Street (N)	8th Street (E)
12	Lincoln Street (N)	6th Street (E)
14	Lincoln Street (N)	4th Street (W)
15	Washington Street (N)	10th Street (E)
16	419 Washington Street (N)	9th Street (E) (S. of)
18	Washington Street (N)	6th Street (E)
20	Washington Street (S)	4th Street (E)
21	Walnut Street (N)	10th Street (W)
22	Walnut Street (N)	9th Street (W)
23	Walnut Street (N)	8th Street (W)
24	Walnut Street (N)	7th Street (W)
25	Walnut Street (N)	6th Street (E)
26	Walnut Street (N) (W. of)	108 6th Street (E)
27	Walnut Street (N)	Kirkwood Avenue (W)
28	Walnut Street (N)	4th Street (W)
29	College Avenue (N)	9th Street (W)
30	College Avenue (N)	8th Street (W)
31	College Avenue (N)	7th Street (W)
32	College Avenue (N)	6th Street (E)
34	College Avenue (N)	Kirkwood Avenue (W)
35	College Avenue (N)	4th Street (W)
36	College Avenue (N)	3rd Street (E)
38	Morton Street (N)	8th Street (W)
39	Morton Street (N)	7th Street (W)
40	Morton Street (N)	6th Street (W)
41	5th Street (Kirkwood Ave. W)	Morton Street (N)
42	Gentry Street (S)	4th Street (W)

City of Bloomington Utilities

Street/Cross Street Index

Hydrant Number	Street	Cross Street	Owner
1310			CBU
2324			CBU
381			CBU
2990			CBU
2166			CBU
151	229 1st Street (W)		CBU
354	516 1st Street (W) (across from)		CBU
2336	1011 2nd Street (W)	Walker Street (S) (E. of)	CBU
353	2nd Street (W) (S. of)	Bloomington Hospital	CBU
3306	10th Street (E)	Across from	CBU
839	10th Street (E)	Range Road (1st hydrant W. of)	CBU
768	10th Street (E)	State Road 46 (1st hydrant E. of)	CBU
3417	10th Street (E)	Walnut Grove (E. of)	CBU
3418	10th Street (E)	Walnut Grove (W. of)	CBU
3802	2367 10th Street (E)	IU Greenhouse	CBU
763	2400 10th Street (E)		CBU
2516	3209 10th Street (E)	Building A	Fountain Park Apts
841	3209 10th Street (E)	Building A	Fountain Park Apts
843	3209 10th Street (E)	Building D	Fountain Park Apts
2517	3209 10th Street (E)	Building G	Fountain Park Apts
842	3209 10th Street (E)	Building G	Fountain Park Apts
2518	3209 10th Street (E)	Building L	Fountain Park Apts
840	3209 10th Street (E)	Building S	Fountain Park Apts
878	209 10th Street (E) (W. of)		CBU
333	10th Street (W)	Cottage Grove Avenue (W)	CBU
3607	11th Street	Lindbergh Dr.	CBU
3608	1402 11th Street		CBU
249	314 11th Street (E)		CBU
272	716A 11th Street (E)		CBU
280	915 11th Street (E)		CBU
984	12th Street (W)	Illinois Street (N) (E. of)	CBU
305	1029 12th Street (W)	Monroe Street (N) (E. of)	CBU
987	1216 12th Street (W)	Summit Street (N) (W. of)	CBU
982	1412 12th Street (W)	Illinois Street (N) (W. of)	CBU

City of Bloomington Utilities

NFPA Class AA - Blue

Reporting Period: 6/1/2009 - 11/18/2009

Hydrant Number	Street	Cross Street	Owner	Date	Class
5	Grant Street (N)	10th Street (E)	CBU	09/29/09	AA
8	Grant Street (N)	4th Street (E)	CBU	09/28/09	AA
9	Lincoln Street (N)	9th Street (E)	CBU	09/29/09	AA
10	Lincoln Street (N)	8th Street (E)	CBU	09/29/09	AA
12	Lincoln Street (N)	6th Street (E)	CBU	09/29/09	AA
14	Lincoln Street (N)	4th Street (W)	CBU	09/28/09	AA
15	Washington Street (N)	10th Street (E)	CBU	09/29/09	AA
16	419 Washington Street (N)	9th Street (E) (S. of)	CBU	09/29/09	AA
18	Washington Street (N)	6th Street (E)	CBU	09/29/09	AA
20	Washington Street (S)	4th Street (E)	CBU	09/28/09	AA
48	Lincoln Street (N)	10th Street (E)	CBU	09/29/09	AA
49	Grant Street (N)	8th Street (E)	CBU	09/29/09	AA
50	Grant Street (N)	9th Street (E)	CBU	09/29/09	AA
55	Grant Street (S) (W. of)	3rd Street (E)	CBU	09/28/09	AA
57	Washington Street (S)	3rd Street (E)	CBU	09/28/09	AA
58	Dunn Street (N)	6th Street (E)	CBU	09/29/09	AA
59	Dunn Street (N)	4th Street (E)	CBU	09/28/09	AA
60	Dunn Street (N)	8th Street (W)	CBU	09/29/09	AA
63	Indiana Avenue (N)	8th Street (E)	CBU	09/29/09	AA
64	Indiana Avenue (N)	7th Street (E)	CBU	09/29/09	AA
65	Indiana Avenue	4th Street (E)	CBU	09/28/09	AA
67	Fess Avenue (N)	8th Street (E)	CBU	09/29/09	AA
68	Indiana Avenue	Kirkwood Avenue	IU	07/07/09	AA
71	Indiana Avenue (E. of)	Kirkwood Avenue	IU	07/07/09	AA
72	Woodlawn Avenue (N)	8th Street (E)	CBU	09/29/09	AA
73	Kirkwood Avenue	Woodlawn Avenue (W. of)	IU	07/08/09	AA
74	Woodlawn Avenue (W. of)	Kirkwood Avenue	IU	07/07/09	AA
80	Woodlawn Avenue	Kirkwood Avenue	IU	07/08/09	AA
86	Forest Avenue (E. of)	Kirkwood Avenue	IU	07/08/09	AA

City of Bloomington Utilities

Residual Pressure Dropped to 20 psi or Below

Reporting Period: 6/1/2009 - 11/18/2009

Hydrant Number	Street	Cross Street	Residual Pressure	
253	Grant Street (N)	15th Street (E)	16	
		10/01/09		CBU
271	1201 Fess Avenue (N)		20	
		10/09/09		CBU
790	Sunrise Drive	10th Street (S. of)	20	
	could not fully open (20 psi min.)	07/02/09		IU
791	Sunrise Drive	10th Street (S. of)	20	
	could not fully open (20 psi min.)	07/02/09		IU
791	Sunrise Drive	10th Street (S. of)	20	
	could not fully open (20 psi min.)	07/02/09		IU
1038	1818 Jordan Avenue (N)		20	
	throttled back to maintain 20 psi after initial flow recording	07/02/09		CBU
1039	1500 Jordan Avenue	Zeta Beta Tau	14	
	throttled back to maintain 20 psi after initial flow recording	07/02/09		CBU
1040	Balfour Court	Jordan Avenue	17	
		07/02/09		CBU
1367	1969 Henderson Street (S)		9	
		07/30/09		CBU
1385	Henderson Street	Wylie Farm Road (N. of)	18	
	hydrant capacity test	07/30/09		CBU
1790	Ornamental Drive (S)	Bradford Court (E)	20	
		07/09/09		CBU

City of Bloomington Utilities

Severe Problems

Reporting Period: 6/1/2009 - 11/18/2009

Hydrant Number	Street	Cross Street	Inspection Date
198	1300 Washington Street (S)	Driscoll Street (E)	9/8/2009
Slammed shut during start of fireflow... charged back up but cannot fully close Called out of service 1:02 PM 9/8/2009			CBU
259	Dunn Street (N)	Cottage Grove Avenue (E)	9/30/2009
Op nut seized/ unable to open Called out of service 9/30/2009 12:28 PM			CBU
405	1101 Fess Avenue (N)		9/9/2009
Broken open			CBU
725	1115 Jordan Avenue		7/2/2009
Out of service - tagged			CBU
744	Union Street	Banta Apts.	7/1/2009
hornets nest on branch over hyd notified CBU 7/1/2009 10:53 AM			IU
776	Jordan Avenue (N)	Jones Avenue (E)	7/6/2009
unable to test (construction)			CBU
812	Jefferson Street (N)	5th Street (E)	10/2/2009
Cannot fully close/blocked with debris called out of service 10/2/2009 10:53 AM			CBU
820	2401 3rd Street (E)		10/2/2009
Op nut seized/cannot turn called out of service 10/2/2009 10:00 AM			CBU
1251	Ramble Road (E)	Oliver Drive	10/7/2009
op nut seized/unable to operate called out of service 10/7/2009 1:18 PM			CBU
1456	Stratford Drive (S)	Wexley Road (E)	8/6/2009
Yellow jacket nest in ground at hydrant unable to test			CBU
1480	Spicewood Lane (E)	Roundhill Lane (E)	8/12/2009
Op nut seized. Inoperable. Defective grease fitting			CBU
1552	Knightsridge Road (S)	Lampkins Ridge Road (E) (2nd hyd. S. of)	8/19/2009
Operating nut seized			CBU
1624	3525 Tudor Lane		7/21/2009
Defective grease fitting/could not close after flowing Notified CBU 7/21/2009 11:22 AM			CBU
1644	1140 Carnaby Street		7/21/2009
Operating nut seized/unable to operate Notified CBU 7/21/2009 8:26 AM			CBU
3196	High Street (S)	Winslow Road (1st hydrant South of)	7/23/2009
Property owner has fenced off lane/cannot access, flow, or maintain			CBU
3197	High Street (S)	Winslow Road (2nd hydrant South of)	7/23/2009
Property owner has fenced off lane/cannot access, flow, or maintain			CBU

City of Bloomington Utilities

Minor Problems

Reporting Period: 6/1/2009 - 11/18/2009

Hydrant Number	Street	Cross Street	Inspection Date
9	Lincoln Street (N)	9th Street (E)	9/29/2009
	Defective grease fitting		CBU
50	Grant Street (N)	9th Street (E)	9/29/2009
	Pumper cap cracked and seized		CBU
59	Dunn Street (N)	4th Street (E)	9/28/2009
	Grease fitting defective		CBU
68	Indiana Avenue	Kirkwood Avenue	7/7/2009
	Oil reservoir plug stripped		IU
71	Indiana Avenue (E. of)	Kirkwood Avenue	7/7/2009
	Oil reservoir plug stripped		IU
73	Kirkwood Avenue	Woodlawn Avenue (W. of)	7/7/2009
	Oil reservoir plug stripped		IU
74	Woodlawn Avenue (W. of)	Kirkwood Avenue	7/7/2009
	Oil reservoir plug stripped		IU
83	Woodlawn Avenue (1 block E. of)	8th Street	7/7/2009
	Oil reservoir plug stripped		IU
139	Washington Street (S)	Wylie Street (E)	9/10/2009
	Defective grease fitting		CBU
142	702 Lincoln Street (S)		9/10/2009
	Defective grease fitting		CBU
149	Henderson Street (S)	1st Street (E)	9/10/2009
	Difficult to operate		CBU
185	Highland Avenue (S)	Wylie Street (E)	9/10/2009
	pumper cap seized		CBU
188	Highland Avenue (S)	University Street (E)	9/10/2009
	damaged weather shield		CBU
195	Washington Street (S)	Dodds Street (E)	9/9/2009
	Defective grease fitting		CBU
196	Washington Street (S)	Dixie Street (E)	9/9/2009
	Leaks around nut		CBU
247	Lincoln Street (N)	14th Street (E)	10/1/2009
	Defective grease fitting		CBU
258	Dunn Street (N)	11th Street (E)	9/30/2009
	Defective grease fitting		CBU
268	Indiana Avenue (N)	14th Street (E)	10/1/2009
	Defective grease fitting		CBU
269	Indiana Avenue (N)	13th Street (E)	10/1/2009
	L.H. hose nozzle blocked / Barricade bent into both nozzles		CBU

City of Bloomington Utilities

ProHydrant®

Capacity Test Report

Hydrant #8

Residual Hydrant Information

Residual Hydrant ID: 59 Feature ID: Owner: CBU
 Address: Street: Grant Street (N)
 Cross Street / Intersection: 4th Street (E)
 Location: Parkway Sect: q45 Qtrr Sect: E33SW
 Make: Kennedy Model: K-11 Date stamped: 1972 GPS:
 Main size: 12 # of Pumper Nozzles: 1 Pumper Nozzle size: 4.5 Easting:
 Elevation: 742 # of Hose Nozzles: 2 Hose Nozzle size: 2.5 Northing:

Flow Hydrant Information

Flow Hydrant ID: 8 Feature ID: Owner: CBU
 Address: Street: Grant Street (N)
 Cross Street / Intersection: 4th Street (E)
 Location: Parkway Sect.: q45 Qtrr Sect: E33SW
 Make: Kennedy Model: K-11 Date stamped: 1972 GPS::
 Main size: 12 # of Pumper Nozzles: 1 Pumper Nozzle size: 4.5 Easting:
 Elevation: 742 # of Hose Nozzles: 2 Hose Nozzle size: 2.5 Northing:

Capacity Test Results

Test Date: 9/28/2009 **Time of Day:** 13:54 **Technicians:** DC/BS
Static Pressure: 84 **Residual Pressure:** 81 **GPM Obtained:** 1155
Static HGL: 936.0 **Residual HGL:** 929.1 **Pressure Zone:** Central
Class: AA **Bonnet Color:** Blue

Flow Hydrant	Diameter	Coefficient	Pitot Reading	GPM	Minutes Flowed	Estimated Usage
8	2.39	0.89	58.00	1,155	3	3,465
Total GPM				1,155	Usage:	3,465

Available Flow at 20 PSI: **6,018.48**
 Available Flow at 25 PSI: 5,759.83
 Available Flow at 30 PSI: 5,490.89
 Available Flow at 35 PSI: 5,210.22

Test Comment:

City of Bloomington Utilities

ProHydrant®

Capacity Test Report

Hydrant #9

Residual Hydrant Information

Residual Hydrant ID: 50 Feature ID: Owner: CBU
 Address: Street: Lincoln Street (N)
 Cross Street / Intersection: 9th Street (E)
 Location: Parkway Sect: q46 Qtrr Sect: E33SW
 Make: Kennedy Model: K-11 Date stamped: 1974 GPS:
 Main size: 6 # of Pumper Nozzles: 1 Pumper Nozzle size: 4.5 Easting:
 Elevation: 786 # of Hose Nozzles: 2 Hose Nozzle size: 2.5 Northing:

Flow Hydrant Information

Flow Hydrant ID: 9 Feature ID: Owner: CBU
 Address: Street: Lincoln Street (N)
 Cross Street / Intersection: 9th Street (E)
 Location: Parkway Sect.: q46 Qtrr Sect: E33SW
 Make: Kennedy Model: K-11 Date stamped: 1974 GPS:.
 Main size: 6 # of Pumper Nozzles: 1 Pumper Nozzle size: 4.5 Easting:
 Elevation: 786 # of Hose Nozzles: 2 Hose Nozzle size: 2.5 Northing:

Capacity Test Results

Test Date: 9/29/2009 **Time of Day:** 14:18 **Technicians:** DC/BS
Static Pressure: 78 **Residual Pressure:** 65 **GPM Obtained:** 897
Static HGL: 966.2 **Residual HGL:** 936.2 **Pressure Zone:** Central
Class: AA **Bonnet Color:** Blue

Flow Hydrant	Diameter	Coefficient	Pitot Reading	GPM	Minutes Flowed	Estimated Usage
9	2.39	0.89	35.00	897	3	2,691
Total GPM				897	Usage:	2,691

Available Flow at 20 PSI: **2,008.34**
 Available Flow at 25 PSI: 1,912.91
 Available Flow at 30 PSI: 1,813.24
 Available Flow at 35 PSI: 1,708.67

Test Comment:

City of Bloomington Utilities

ProHydrant®

Capacity Test Report

Hydrant #10

Residual Hydrant Information

Residual Hydrant ID: 10 Feature ID: Owner: CBU
 Address: Street: Lincoln Street (N)
 Cross Street / Intersection: 8th Street (E)
 Location: Parkway Sect: q46 Qtrr Sect: E33SW
 Make: Mueller Model: ASR Date stamped: 1983 GPS:
 Main size: 6 # of Pumper Nozzles: 1 Pumper Nozzle size: 4.5 Easting:
 Elevation: 776 # of Hose Nozzles: 2 Hose Nozzle size: 2.5 Northing:

Flow Hydrant Information

Flow Hydrant ID: 16 Feature ID: Owner: CBU
 Address: 419 Street: Washington Street (N)
 Cross Street / Intersection: 9th Street (E) (S. of)
 Location: Parkway Sect.: q46 Qtrr Sect: E33SW
 Make: American Darling Model: B-62-B Date stamped: 1979 GPS::
 Main size: 4 # of Pumper Nozzles: 1 Pumper Nozzle size: 4.5 Easting:
 Elevation: 800 # of Hose Nozzles: 2 Hose Nozzle size: 2.5 Northing:

Capacity Test Results

Test Date: 9/29/2009 **Time of Day:** 14:01 **Technicians:** DC/BS
Static Pressure: 74 **Residual Pressure:** 73 **GPM Obtained:** 727
Static HGL: 946.9 **Residual HGL:** 944.6 **Pressure Zone:** Central
Class: AA **Bonnet Color:** Blue

Flow Hydrant	Diameter	Coefficient	Pitot Reading	GPM	Minutes Flowed	Estimated Usage
16	2.39	0.89	23.00	727	5	3,636
Total GPM				727	Usage:	3,636

Available Flow at 20 PSI: **6,258.03**
 Available Flow at 25 PSI: 5,938.15
 Available Flow at 30 PSI: 5,602.86
 Available Flow at 35 PSI: 5,249.53

Test Comment:

City of Bloomington Utilities

ProHydrant®

Capacity Test Report

Hydrant #12

Residual Hydrant Information

Residual Hydrant ID: 12 Feature ID: Owner: CBU
 Address: Street: Lincoln Street (N)
 Cross Street / Intersection: 6th Street (E)
 Location: Sidewalk Sect: q45 Qtrr Sect: E33SW
 Make: Kennedy Model: K-11 Date stamped: 1974 GPS:
 Main size: 8 # of Pumper Nozzles: 1 Pumper Nozzle size: 4.5 Easting:
 Elevation: 762 # of Hose Nozzles: 2 Hose Nozzle size: 2.5 Northing:

Flow Hydrant Information

Flow Hydrant ID: 18 Feature ID: Owner: CBU
 Address: Street: Washington Street (N)
 Cross Street / Intersection: 6th Street (E)
 Location: Yard Sect.: q45 Qtrr Sect: E33SW
 Make: American Darling Model: Date stamped: GPS::
 Main size: 8 # of Pumper Nozzles: Pumper Nozzle size: Easting:
 Elevation: 772 # of Hose Nozzles: 2 Hose Nozzle size: 2.5 Northing:


Capacity Test Results

Test Date: 9/29/2009 **Time of Day:** 10:17 **Technicians:** DC/BS
Static Pressure: 81 **Residual Pressure:** 80 **GPM Obtained:** 643
Static HGL: 949.1 **Residual HGL:** 946.8 **Pressure Zone:** Central
Class: AA **Bonnet Color:** Blue

Flow Hydrant	Diameter	Coefficient	Pitot Reading	GPM	Minutes Flowed	Estimated Usage
18	2.39	0.89	18.00	643	3	1,930
Total GPM				643	Usage:	1,930

Available Flow at 20 PSI: **5,912.83**
 Available Flow at 25 PSI: 5,645.98
 Available Flow at 30 PSI: 5,367.91
 Available Flow at 35 PSI: 5,077.00

Test Comment:



Village of Downers Grove Contractor Evaluation

Contractor: M.E. Simpson Co., Inc.

Project: Hydrant Flow Testing

Primary Contact: Randy Lusk Phone: 1-800-255-1521

Time Period: Proposals Due 3-11-10. Village Council awarded the contract on 4-20-2010.

On Schedule (allowing for uncontrollable circumstances) X yes no

Provide details if early or late completion:

The contractor started this project in late September. This was due to our direction to flow test hydrants after our water restriction ordinance ended on 9-15-2010. The project was completed on 12-3-2010. A full report and an upload of all the current results were submitted on 2-3-2011.

Change Orders (attach information if needed): None

Difficulties / Positives:

This year's project cost \$39,150 flow tested 870 hydrants from 61st to Prairie. This included all the hydrants in the downtown area. M.E.Simpson worked with staff to develop a hydrant flushing plan. They also delivered door hanger cards as notifications prior to flow testing. We had no complaints from any residents that were in the flow testing area. In addition to the flow testing and operating of the hydrants, they were also classified by capacity using the National Fire Protection Association (NFPA) rating. This year's program reported that 710 out of the 870 hydrants flow tested (82%) had the highest ranking at 1,500 gallons per minute or greater.

Interaction with public:

X excellent good average poor

During this project there were no calls received regarding damage to property, low water pressure or discolored water.

General Level of Satisfaction with work:

X Well Satisfied Satisfied Not Satisfied

Should the Village contract with this vendor in the future? X Yes No

Reviewers: Dave Bird Dated : 2-18-2011